

www.walterlogeman.com/art

In this moment... my art blog

2008	4
2008 - 01	4
2008 - Happy New Year! - 2008-01-01 02:19	4
Caligra - 2008-01-01 23:44	5
Between Projects, and here is a Circle - 2008-01-02 00:08	5
Art Books 2007 - 2008-01-02 00:38	6
Earth Crosses Series Complete - 2008-01-02 00:55	7
Green Peace - 2008-01-02 19:06	8
Hand Made - 2008-01-03 18:10	10
Software for drawing on the Tablet PC - 2008-01-04 12:11	12
Pentimento, nice word - 2008-01-04 17:26	13
Metal II - 2008-01-04 17:52	14

Landscapes - 2008-01-15 00:11	16
Transition - 2008-01-15 00:21	18
Re-worked Landscapes - 2008-01-15 02:44	18
Workshop Retreat on my mind... - 2008-01-15 22:01	20
Paint, board and stuff... - 2008-01-16 21:30	21
In the thick of it - 2008-01-20 22:47	22
Brian Grimwood - illustrations - book & chat - 2008-01-22 00:14	24
Paint? More from the workshop... - 2008-01-22 01:07	26
More Paint - 2008-01-24 00:42	27
Digital Art - 2008-01-24 13:14	29
Dame Edna - Barry Humphries - Art Online - 2008-01-28 14:05	30
Shoalhaven Art - 2008-01-29 12:00	31
Gagosian Gallery - Lucio Fontana - 2008-01-29 23:00	31
2008 - 02	33
Jon Ippolito and Joline Blais, 'At the Edge of Art' - 2008-02-05 22:33	33
Subscribe to Comments - 2008-02-06 01:28	33
Book Review using hreview - 2008-02-06 03:12	34
heard and linking stuff - 2008-02-09 21:35	36
Subscribe to this blog - 2008-02-10 20:03	37
Earth Cross - 2008-02-14 02:01	37
Land - 2008-02-14 03:03	38
Some of my prints are for sale on Felt - 2008-02-19 01:22	39
Bush - acrylic work in progress - 2008-02-19 02:35	40
Transition Contours - 2008-02-20 03:14	41
2008 - 03	42
Experiments in Presentation. - 2008-03-02 22:54	42
Earth Crosses - 2008-03-03 16:17	43
Black - 2008-03-05 09:11	43
Dreams - 2008-03-05 21:39	44
2008 Archibald Prize Won by Del Kathryn Barton Art Knowledge News - 2008-03-11 17:23	44
Line & Wash - 2008-03-12 14:14	45
Colour Collage - 2008-03-21 00:38	46
Colour Collage 2 - 2008-03-21 02:25	46
Proposal for Rhizome - 2008-03-29 22:31	49
2008 - 04	49
Ink - 2008-04-06 09:31	49
Rita Angus: An artist's life - 2008-04-07 22:47	50
Strange Satisfaction - 2008-04-09 01:36	52
Acrylic - Forgotten - 2008-04-15 23:34	52
Pattern - 2008-04-29 02:14	54
2008 - 05	55
Rocks - 2008-05-08 01:34	55
2008 - 06	80

Limited-edition furniture - 2008-06-01 14:00	80
International Klein Blue - 2008-06-02 22:07	84
2008 - 07	98
Circles - 2008-07-01 22:52	98
2008 - 08	127
Doing a bit of social networking - 2008-08-12 01:34	127
INVITATION - to the opening - 2008-08-12 02:44	127
Jasper Johns - 2008-08-17 22:18	129
Images follow:	
from metmuseum	131
Happy Birthday! - 2008-08-26 12:00	131
2008 - 09	132
Thanks Lisa Rivas! - 2008-09-10 01:18	132
Not a storm - 2008-09-10 03:03	134
Photo via phone - 2008-09-11 01:54	135
iPhone sketches - 2008-09-17 02:33	136
I have just made this blog iPhone friendly - 2008-09-19 19:39	136
iSketches - 2008-09-22 00:47	139
2008 - 11	139
Net Works - 2008-11-02 15:48	140
Glass Houses - 2008-11-02 16:09	141
Diana Meredith - digital artist - 2008-11-09 16:38	142
Finger painting - 2008-11-22 01:08	144
More iSketches - 2008-11-22 12:02	145

2008

2008 - 01

2008 - Happy New Year! - 2008-01-01 02:19



New Year
Larger Image.

I wanted something green fresh & new for the New Year & here it is.

Caligra - 2008-01-01 23:44



Caligra
[Larger Image.](#)

I was demoing my Toshiba M200 to a friend and this popped out. Call it Caligra he said, as I was about to delete it.

I would have deleted it but for the fact I happen to be working on a few posts about calligraphy, coming up some time soon. I quite like it. So here it is.

Between Projects, and here is a Circle - 2008-01-02 00:08



Circle
Larger Image.

I have completed an Earth Crosses series (more in the next post), it was something that grew out of the Thousand Sketches, so right at this moment there is no project. Plenty of work! Maintaining my blogs and setting up thumbnails and so on but I am in a creativity vacuum. This circle is a reflection on a moment.

One reason for the space is that I am reflecting on where I go.

Photos are on my mind. I'll post a couple.

Art Books 2007 - 2008-01-02 00:38

Here are the [books I blogged](#) in 2007 on Thousand Sketches.

I am reading a few at the moment so watch the [Book Category](#) In this moment...

Earth Crosses Series Complete - 2008-01-02 00:55

I am really satisfied with my Earth Crosses series. It includes some from the Thousand Sketches and some I did since. If you have been reading my blog you will have seen most of them, but they look best together. It is this series I am working on exhibiting. I am creating a beautiful a3+ HahnemÅ¼hle Paper series of these prints. [At this time the prints are for sale directly from me.](#)

--> [See the slide show.](#)

Please wait for it to buffer and watch slowly & quietly. They are a meditation.

Here is the last one in the series.



Golden Cross
[Larger Image.](#)

Jan (2008-01-04 19:13:20)

These have reminded me of one of the most memorable art experiences of my life. I think it is their strong vertical nature in a horizontal world. Anyway, the story - National Art Gallery Canberra Chihouly exhibition, outside in the sculpture garden where they have the pond surrounded by cassurinas and the mist machine is installed to waft a wonderfully atmospheric vapor across the surface of the pond, installed in the pond vivid scarlet glass shards that reached up into the mist. Combined with the vertical dangle of the cassurina leaves, the mist, the water, it was inexpressibly beautiful.


admin (2008-01-04 22:28:25)

Jan, wonderful. I am honoured that they have that impact.

Mike Harvey (2008-01-10 20:37:33)

Really liked them. Very granular, earthy. Great feeling of space behind the vertical splash of energy. Compelling colours.

[Green Peace - 2008-01-02 19:06](#)



Green Peace
Larger Image.

This is one of the [Earth Crosses](#), for some reason I had not posted it up. So here it is.

Later: Saturday, 5 July, 2008

This image is now featured in the [Gallery](#)

It was also the basis for an acrylic:



Acrylic Green Peace
Larger Image.

Hand Made - 2008-01-03 18:10

I listen occasionally to Brooks Jensen's short podcasts on photography, they often apply to all art and creativity, he is a thoughtful man. The Lenswork publication is beautiful. [The website is beautiful](#). He has a great [piece about printing images](#), all of which I fully concur with.

Here is the full archive: [LensWork Recent Podcasts](#)

I just listened to this one: LW0405: [Considering Content, Considering Medium](#)

It talks about the presence of the hand of the artist. So that is right on topic with the stuff I was looking at re [Walter Benjamin](#) recently. The useful point he makes is that some art is more hand-dependent than others, I am not sure if that is his word or not. Painting is at one extreme, and photography on the other.

Which makes images that are made by hand, but digital an interesting case in point. The hand is more there in the

file, but when it comes to reproduction it is much like a photo.

My sketches work quite well if they are just printed on some machine in a store, but they loose a lot. The prints I make are another whole story, it has taken me a long time to perfect my technique, and there are rejects as I learn. I have found better paper, and I now have better mastery over the software, ie the colour.

So when I sign a print it means I am satisfied it is as good as I can do it.

The great masters of the darkroom probably have a strong hand in the work as well. Look at this by [Sally Mann](#) for instance.

There are a few twists to this reflection...

One is that my printing of the images influences what I make when I make digital images. In some deep way where [medium is the muse](#), but I will tweak an image to make it work well as a print, and then the final version is posted on the net. This means it works well on my combination of screen, software, hardware paper & ink. That will be hard to replicate ever again! (I can't always do it!)

When I do sign something that is 100% hand-dependent.

The other thought I had is that somewhere, sometime, someone and they may have already done it for all I know one of my images is presented in a way that is just wonderful. My hand, their craft.

JK (2008-01-04 09:41:24)

Greetings:

What software have you used for your tablet drawings?

Do you have advice to share about those software packages?

Thanks

admin (2008-01-04 11:54:05)

The software I use... I will put it in the next post.

Milad (2015-11-25 03:12:44)

what if work and responsibilities are already overloaded to the point that your title or position is under ranked? yet, one does not want to be promoted because there will be more work and responsibilities with elevated title but little salary raise? not to mention the risk of being fired with higher post/pay?

Software for drawing on the Tablet PC - 2008-01-04 12:11

I get asked from time to time what software I use. So here is a post to sum that up, I have done it before but it is out of date. Starting with what I use most. I can take images from one program to another, either whole or as layers.

ArtRage 2.5

It is my favorite because it has a good interface, and it can do a lot really well. It has some features no other programs have, or if they have them they are too hard to find or use.

ACDsee 4.

For some "post production" such as lightening or darkening images, changing the hue.

Corel Paint X

Very versatile, I can usually get the exact pen I want, and love discovering new ones.

Picasa

Other post-production. It can do some nice things like straighten & tilt.

Photoshop

It can do everything, I use it for printing.

Paint

This is the MS free one that comes with Windows. It is quick for text, and bucket fill.

~

I have tried lots of others but these ones are the most stable. ArtRage has never crashed my machine, and all the others have. I have spent a lot on software, but the \$25 for ArtRage 2 was the best value for money by a long shot.

Of course it is all personal preference, it depends on what you know and what you do.

Shane (2015-11-25 01:36:11)

Tapez votre commentaire

—«
comments via e-mail»

Vous pouvez utiliser ces mots-clés HTML :

Comments links could be .Notify me of followup


Pentimento, nice word - 2008-01-04 17:26

[Pentimento - Wikipedia, the free encyclopedia](#)

A pentimento (plural pentimenti) is an alteration in a painting, evidenced by traces of previous work, showing that the artist has changed his mind as to the composition during the process of painting. The word derives from the Italian pentirsi, meaning to repent.


Mine don't show the traces but I repent, repent, repent.

Here is one I like and just tweaked:



Metal
Larger Image.

What follows is the previous saved version.




Metal
Larger Image.

They both show that computery paper texture. I thought I'd unashamedly leave it there. Canvas texture is ok, so why not this?

Perhaps I'll repent later!

In this moment... » [Blog Archive](#) » Those ones called "Metal"... (2008-01-15 02:19:40)
[...] popped in a few casual doodles a few days ago. But they appeal more now when I look at them after having had six days tramping. It [...]

[Metal II - 2008-01-04 17:52](#)



Metal II
[Larger Image.](#)

This one came from the same impulse as the last, but without the paper texture.

Metal III - 2008-01-04 17:57



Steel III
[Larger Image.](#)

Jan (2008-01-04 19:00:20)
Hey Walter! I got a graphics tablet!

(Now all I need to do is learn to use it.....)

admin (2008-01-04 22:36:39)
Well done, what did you get? Have fun, and I'll be looking on your blog! Did you see my software post, that might come in handy.

There are some new beauties out there: <http://www.axiotron.com/index.php?id=modbook> if I am allowed to drool a little. This is my dream machine. <http://www.wacom.com/cintiq/21UX.cfm> I'll trade one of these for prints! Here it is on Youtube: http://www.youtube.com/watch?v=oE2APo_EORQ

[Landscapes - 2008-01-15 00:11](#)



North Canterbury
Larger Image.

A new project. Landscapes. Unsure as ever but need to follow this. As in the [Earth Crosses](#) the starting point is [Thousand Sketches](#). One or two are coming straight over as part of the new series, but mostly I am redoing old ones and making new ones. I want to find about a dozen I like.

Some new aspects I am noticing. The calligraphic lines, all of them in this series. while digital, will have this, I am pursuing this. The other new thing is that I will use these sketches to make oils. I will post them as I do them but on the whole I'd like to present a selected set of them, digital images and corresponding oils.

What I like is that via the blog the unity of the work is maintained. These images can "phone home".

I wrote this to a friend who commented on my work:

"The whole cyberspace side of it is important to me, I think it will impact art more and more. The objects, even when one off and in paint etc, can have a 'virtual life' as well, they can forever be linked to the artists words and to other items in the project or series... books & letters did it occasionally, but it was complex, hit and miss. I think it is a significant step in this era. So I am glad you noticed that aspect of the work."

Thousand Sketches » Blog Archive » Landscape Project (2008-01-15 03:32:55)

[...] am working on a landscape project. As with the Earth Crosses they originate here. I am re-working some of the landscapes from the [...]

Transition - 2008-01-15 00:21

I popped in [a few casual doodles](#) a few days ago. They appeal more now when I look at them after having had six days tramping. It is the time in the hills that confirmed the landscape project. Now I can see those few doodles as real transition pieces from one project to the next. Look at this one, I don't think I posted it yet. Looks like a nice sort of bookend to me.

(Later: I had posted it but it did not show??)



Transition
Larger Image.

This reminds me of a story I heard that [John Badcock](#), between series or projects [does a self portrait as Christ](#), makes sense to me.


PS: John Badcock mentioned in Thousand Sketches [here](#) and [here](#) and [here](#).

Re-worked Landscapes - 2008-01-15 02:44

These two are familiar. I used images from Thousand Sketches but did them anew. Subtly different, more in tune with where I am at now.



Hills
Larger Image.



Mt. Lyford
Larger Image.

Thousand Sketches » Blog Archive » Landscape Project (2008-01-15 03:26:58)

[...] originate here. I am re-working some of the landscapes from the Thousand Sketches - for example, on my Art Journal "In this moment..." you can see the new version of this one. The plan is to do them again in oils as [...]

Workshop Retreat on my mind... - 2008-01-15 22:01

I am getting ready for a painting retreat led by New Zealand artist [Jane Zusters](#). Just as I am thinking of doing oils I think I will be doing acrylics at the retreat. Real media looming after all these digital images and work with the printer.

I am so "self taught" it is weird to go into a space where I will have a teacher. I am enjoying it so far, even though it is still four days away. What is useful is to get advice on materials, options, possibilities. I am going on another shopping spree tomorrow for media! What a blast.

Josh On (2008-01-16 09:48:58)

That sounds great walter!

Kim (2008-01-16 13:33:11)

It sounds like fun! At least I think the shopping part sounds wonderful. I always think media shopping gives such great inspiration. Keep us informed about the class.

Daniel Ted (2008-01-16 18:35:34)

Good luck.

Paint, board and stuff... - 2008-01-16 21:30



Acrylic paint, Gesso, and lots of MDB (Medium Density Board). I looked at a lot more than I bought, it is such a lolly shop out there. I hope this will enable me to mix all I need, at least for the weekend retreat. I then spent the rest of the day priming the boards, more to do tomorrow. The 500 ml of Gesso is almost gone, I'll need more.

And, yes, that is my coffee.

Gessoing Boards - 2008-01-20 22:22

Here is another shot of preparations for the wkshop.



In the thick of it - 2008-01-20 22:47

Photo of the view, first night on the workshop:



The next day I learned a lot about paint. My first real go at real-media in a long time, decades!


The focus and the exercises were great.



One small bit of real paint from my exercise sheet.

~

I finished up doing some acrylic seed heads, but they are gone, apart from a digital sketch I made on the Tablet at the end of the day: the usual digital follows.




Poppy Seed
Larger Image.

Josh On (2008-01-21 09:56:21)
I have to say that real paint looks pretty good!

admin (2008-01-21 18:33:16)
I know Josh! And you are only seeing a photo! More shots coming up.

Brian Grimwood - illustrations - book & chat - 2008-01-22 00:14

I am back from the workshop and had a bit of a browse of the bookstore. The little "Coffee With..." series caught my eye... because of the illustrations on the front. ([Coffee with Michael Angelo, by James Hall, fun!](#))



On Amazon (click the image) you can see links to the others in the series, I particularly like the [Mozart](#) one, interesting use of colour. The artist is Brian Grimwood, I have just been exploring his [website](#) with delight. Ok, it is commercial art, but it is art. The image that follows is a good example of artistic exploration. I am in tune with that right now having been doing it solidly for three days. My hunch is that these illustrations are all digital, and he is a lovely digital sketcher!

x

x

~

Talking about exploration, here is one bit from my notes from the workshop.

Cooks Ships: (well known in New Zealand)

Adventure, Endeavour, Discovery and Resolution

A nice list for the art process.

In this moment... » Blog Archive » Digital Art (2008-01-24 13:14:59)

[...] A long list of images & links of digital artists. I am on the hunt for digital artists who I feel aesthetic affinity with. There is so much beautifully executed stuff that looks like it is from fantasy games, si-fi book covers or glamour magazines. What prompted this search is finding Brian Grimwood who is on my list. My recent post. [...]

Brian Grimwood (2008-03-13 07:31:54)

So pleased you like the covers.....I have recently done six more for the series....and the pictures got better.....
warm wishes
Brian

web (2016-08-01 06:01:49)
Hurrah! Its also pleasant post about JavaScript, I am in fact keen of learning JavaScript. thanks admin

Paint? More from the workshop... - 2008-01-22 01:07



Close
Larger Image.

Here is another cross. This one is a hybrid. The back-ground is paint and the verticals are digital. There is no original either, the base image was from a shot I took of part of the canvas, resized from landscape to square, beefed up the image in post-production. I think it will make a good print.

I still have the 600x600 mm original acrylic but it got tortured out of recognition! A lot of agony & ecstasy. This one shows a some of what I learned over the three days. Layers. Removing paint in a variety of ways. I will keep going with this. More hybrids, and perhaps the other way around too! I could print the vertical on the texture.

My goal is to make a set of physical ones.

~

Some more from the workshop soon, I still have the photos to take.

Later: Saturday, 5 July, 2008

This image is now featured in the [Gallery](#)

[full size](#)

More Paint - 2008-01-24 00:42



Green

600x 600 mm Acrylic on board
Larger Image.

Maybe this is a work in progress, not sure where to from here.

Here is a detail:



Green - detail
Larger Image.

Josh On (2008-01-24 08:26:58)

I have to say I think I like the paint better! Even in digital form - they are richer, full of depth. I think you should keep going with them for sure!

admin (2008-01-24 10:55:09)

It is just different. I think the digitals look better printed, and the physical ones don't meet my production standard and look better online!

More to do!

Digital Art - 2008-01-24 13:14

[Art.Net: Digital Artists](#)

A long list of images & links of digital artists. I am on the hunt for digital artists who I feel aesthetic affinity with. There is so much beautifully executed stuff that looks like it is from fantasy games, si-fi book covers or glamour magazines. What prompted this search is finding Brian Grimwood who is on my list. [My recent post](#).

I think that finding the simple hand made work I like is hard because there are not a lot of Tablet PCs out there. Using the Wacom tablet separate from the screen perhaps does not foster the the presence of the hand. Also there are so many features & filters that simplicity is hard to find.

[Digital Art Wikipedia:](#)

Some say we are now in a postdigital era, where digital technologies are no longer a novelty in the art world, and "the medium is the message"(Marshall McLuhan). Digital tools have now become an integral part of the process of making art. As silicon-dry digital media converges with wet biological systems, Roy Ascott has pointed to the emergence of a "moistmedia" substrate for 21st century art.[1]

What is a "moistmedia" substrate? That sounds interesting. But where is this stuff?

[Found this:](#)

Ascott, Roy
Technoetic Pathways toward the Spiritual in Art: A Transdisciplinary Perspective on Connectedness, Coherence and Consciousness
Leonardo - Volume 39, Number 1, February 2006, pp. 65-69

The MIT Press

In technology we are witnessing the convergence of dry computational systems and wet biological processes, involving the assembly of bits, atoms, neurons and genes in conjunctions that will provide the artist with a new kind of material substrate, for which I have coined the term moistmedia [1]. Of these components, it is the bit that is the most familiar to artists: computational systems and digital media have dominated the techno-art scene for at least 30 years. Attention in this paper, however, is directed to the atom, to the nano level of interaction, and to the molecular domain—more particularly, to an organism's information network of photons emitted by DNA molecules, paralleled technologically by the constant flows of electrons and photons across the body of the planet through telematic networks.

Hmmmm

Dame Edna - Barry Humphries - Art Online - 2008-01-28 14:05

[This is innovative!](#)

Barry Humphries will go head to head with his alter ego, Dame Edna Everage, tomorrow in a public battle for artistic appreciation. The 73-year-old Australian star, who is recovering from peritonitis that almost killed him earlier this month, has decided to go ahead with the launch of his innovative online art gallery. Humphries has painted seriously since his teens and has agreed to be at the centre of a new art project that will allow internet users not just to download his work for free, but to alter it.

Free paintings and the right to alter them. I wonder if you can also sell them on!

I am interested as my own [copyright](#) is loose, but more restricted.

There is one difference, he has the original, in the case of my digitals you can access the actual original. (ask me for the URL)

I am looking forward to seeing these, when I find them I will make another post.

Excellent article on Peter Doig - 2008-01-28 14:21

[Guardian](#)

Charles Saatchi came to some of Doig's early shows, in pubs and odd spaces, but he never bought anything. The press was full of articles about the death of painting, but Doig, who by now had a wife whom he'd met at St Martin's and the first of their five kids, trusted those obituaries were exaggerated.

Perhaps one consequence of his rootless childhood was a hoarder's habit: he was a great collector of images and scraps of things, taking Polaroids, hanging on to bits of strangeness he saw. In London, he often went to Canada House on Trafalgar Square to raid its library of travel brochures, trying to make some sense of his memories of adolescence in Toronto. In contrast to the slickness of the art that was making headlines, he had a desire to make paintings that were resolutely 'homely', often literally so: a recurring obsession in his work were colloquial suburban and rural houses, glimpsed from across roads or through trees, domestic images so singular that they shift, like David Lynch scenes, into the territory of uncanny.

White Canoe Image follows:

x

Shoalhaven Art - 2008-01-29 12:00

I have a nasty feeling as I surf the web that I should be working or creating, but if I had done that I would not have found [Patrick Shirvington's art](#) or learned about the Arthur Boyd [residency](#).

I love the Shoalhaven River in NSW, Australia - one of my favourite places. I canoed down it when I was in my late teens and also went on a few bushwalking trips. I enjoyed a video recently of Arthur Boyd doing huge plein air on the river. It is a place where I would love to go & do art!

Images follow. Both of them inspire me to keep going with my landscapes, and I need a bit of inspiration on that right now.

Patrick Shirvington:

x

Arthur Boyd

x

[Arthur Boyd Wikipedia](#)

Kassie (2016-05-15 00:43:27)

Working on a more detailed response, and a follow-on blog post of my own linked to this very good posMwtean.hile, I have a name for the war: the "War for Nationality." What we are fighting for is the right to define our own cultures, religions, laws and national polities, and protect it from the Islamofascists, and the lefty utopians among us who want to swallow us in the NGO and lawyer soup of Transnational Progressivism. We struggle to preserve all that makes up our separate national identities.

Gagosian Gallery - Lucio Fontana - 2008-01-29 23:00

[Gagosian Gallery - Lucio Fontana](#)

x

LUCIO FONTANA

Concetto Spaziale, 1965

Graphite on aluminum

95-3/4 x 38 x 3-1/4 inches (243 x 96.5 x 8 cm)

Someone remarked how my Earth Crosses had an element of Fontana. I can see the point. They may have more in common! I am thinking of chainsaws.

Another image follows:



2008 - 02

Jon Ippolito and Joline Blais, 'At the Edge of Art' - 2008-02-05 22:33

This Stuart Brand's short report on the talk:

[Long Views Â» Blog Archive Â» Jon Ippolito and Joline Blais, 'At the Edge of Art'](#)

[Here is the talk.](#)

I found it inspiring, fun and informative. I agree also with the comments on the blog post that there is plenty of art in galleries that is art on the edge.

Yes, art can be very diverse.

Their anti body analogy is great though.

Subscribe to Comments - 2008-02-06 01:28

I have just added this [plugin](#). Makes total sense to me, how else is a blog really a conversation tool? Usually it is not. So leave a comment, tick the box & I will respond. Testing it still.

Walter Logeman (2008-02-06 01:31:34)
Test

Bogus Person (2008-02-06 01:32:21)
test

William Lehman (2008-02-06 09:00:54)
That's a great plugin. Been using it for awhile now. Really helps keep the conversation moving along. I'd suggest the plugin "gregarious" though which allows people to bookmark a post via a social network site or email it to a friend if the person so chooses. By the way Walter, I did get your comment on Artist Hideout about linking to 1000 sketches, but that project is done for me now too. ;)

admin (2008-02-07 01:24:20)

Hi William, if my plugin works I presume you will get an email. Yes my Thousand Sketches are done, but the project lives on, I am still making various presentations, printing images and posting nes items there.

I looked at your art site again today, have you quit art? or just that blog?

Warm wishes,

Walter

William Lehman (2008-02-07 11:55:37)

I have just moved on from that site. I don't really know how to quit art.. not sure that's ever really possible if you love it. ;) Artist Hideout was a for profit type of blog with b5media. Since I left b5, I have actually moved to a more personal blogging style on decloned but including art and also doing some random cartooning as well as personal thoughts.

admin (2008-02-07 17:20:38)

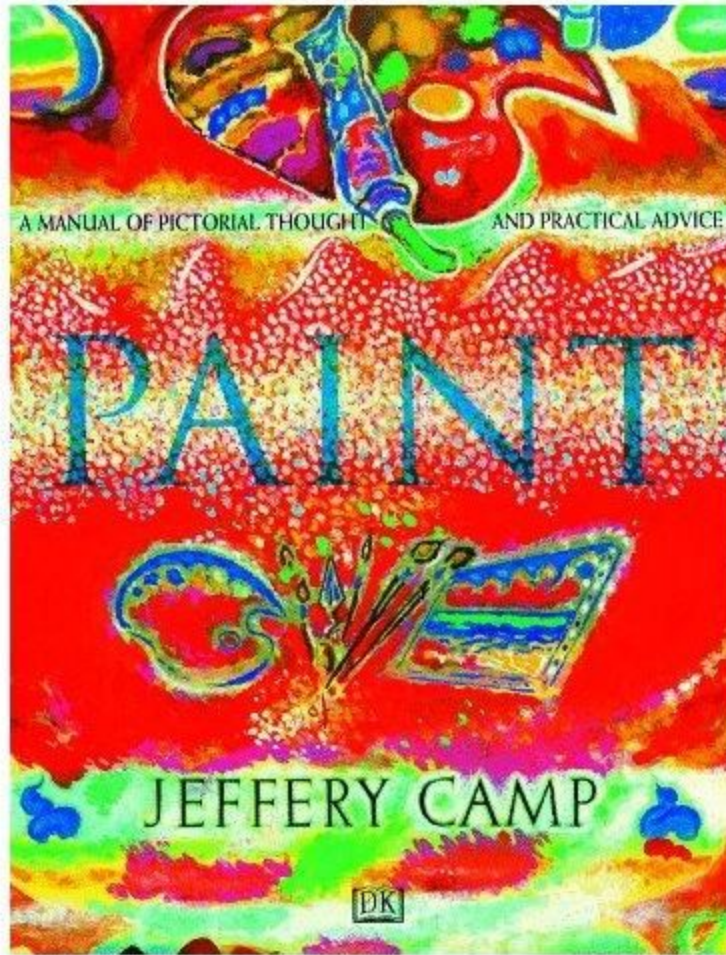
Is this a new phenomena? I have three blogs, and belong to several other groups and it is hard to know where to put stuff. I guess people are simply complex! Always have been.

Anyway, it seems my plug in worked?

William Lehman (2008-02-08 03:09:03)

Oh yeah, the plugin works great. As for if it is a new phenomena? no. It really just depends on what you are looking to accomplish with your blog. Some blog for fun, some for just a place to show their artwork, and some blog for money or just the fellowship of like-minded people. I guess the reasons can be as varied as the people themselves.

[Book Review using hreview - 2008-02-06 03:12](#)



[Paint, A Manual of Pictorial Thought & Practical Advice](#)

product

I am reading it today

A messy rambling book both in its images, text and layout, but interesting and inspiring in that it makes it all look doable.

This is from the Amazon site, and puts it well:

From Library Journal:

Most art manuals tend toward large, impressive photos with little text. This one is packed with 1500 illustrations and an unusually rich text. Camp's style tends to personal observation, autobiographical touches, references to art history, and fresh inspiration. A teacher at the Slade School of Fine Art, London, and a member of the Royal Academy of Arts, he believes in copying from masters but avoiding academic dryness. Libraries should also consider his previous, excellent work *Draw: How To Master the Art* (DK, 1994).

Copyright 1996 Reed Business Information, Inc.

My rating: 3.5 stars

x x x x x

hcard and linking stuff - 2008-02-09 21:35

I am still mucking around with Microformats, I do it on my [Psyberspace blog](#) but it is harder to fiddle there on Wordpress.com (must change it over to my own server. some time)

Have added a hCard to the bottom of the sidebar in the main view.

Some software will show up what is there eg Operator, Firefox add-on.

~

It is not nothing to do with art. Here is a hCard for example for Andy Warhol. It is part of wanting to make maps of connections between paintings, art networks as net artworks. So I am exploring these [Microformats](#) and FOAF and JSON all [things Google are getting into](#).

~

Making links between painting and so on is definitely art for me, and it is very psyber. I will be blogging and linking these discussions in the [Psyberspace blog](#).

[Andy Warhol](#)

Born: August 6, 1928¹

Died: February 22, 1987²

New York

U.S.A.

[artist](#)

x

¹ 1928-08-06

² 1987-02-22


Subscribe to this blog - 2008-02-10 20:03

Subscribe in the sense of get posts by email, or in your Feed Reader. If you don't have one [try this Google one](#), its great. I subscribe to blogs I occasionally read in Google and the ones where I want every post by email.

One thing though, I update my posts usually a few times before I get to the next one, fix typos, as links and so on, the email just goes out once, the first rough time. So if you get a post by email and it is of interest click on the heading to pop back here.

With the new keep me notified button in the comments, I think the quality of discussion can go up quite a bit.

If you leave a comment - tell us about your blog if you have one.

Subscribe to
this blog 

Sent letter! - 2008-02-11 00:56

[DIA ART FOUNDATION FIGHTS PROPOSED OIL DRILLING NEAR ROBERT SMITHSON'S ICONIC ARTWORK, SPIRAL JETTY \(1970\)](#)

x

via [Long Now](#)

Earth Cross - 2008-02-14 02:01

Another cross.



Drama
Larger Image.

[Land - 2008-02-14 03:03](#)

Landscapes....



Pete
Larger Image.

Some of my prints are for sale on Felt - 2008-02-19 01:22

x

I have some prints for sale on the up and coming, rather wonderful New Zealand website [FELT](#). An online shop & Gallery that specialises in hand made arts. I selected these as they are diverse , fresh, and because I think they have a personal touch in their line, my hand is in them.

Here is one from my [Thousand Sketches](#), click on it to see the others I have there. There are five in all so far. The editions of 25 are exclusive to Felt.

x

#0939 Pear Lemon Apple
Felt

Bush - acrylic work in progress - 2008-02-19 02:35

I am working on a 600 x 600 acrylic on canvas, a stylised of the view of the bush at Mt. Lyford. Here is how far I have got with it, a reasonable photo of how it looks.



Bush - Acrylic on canvas 600 x 600
Larger Image.

I have been testing out how it might develop using the Tablet... quite fun, and I have another digital version brewing before I commit to paint!



Bush
Larger Image.

Transition Contours - 2008-02-20 03:14

svgallery=2008-02-22-mix

I can imagine printing these three and sticking them to a heavy paper and giving the lot a thick cover of gloss.

What do you think?

Later: I am doing just that today, Friday, 21 March, 2008 harder than I thought, the buckling, as you might have guessed. Canvas on canvas? I have printed on canvas using my Epson R2400 but it is blurry, I need to get the profile right, how do I do that?

Maybe get as roll of wall paper? Paper on paper?

Aotearoa Digital Arts Network - Symposium - 2008-02-20 20:11

[ADA - Aotearoa Digital Arts Network](#)

x

Looks like I will be filling my days at a Symposium here in Christchurch this weekend! It look great. I'll have a go at blogging it, as will others.

2008 - 03

[Experiments in Presentation. - 2008-03-02 22:54](#)

I am exploring how to present image. Online and off.

I have made a rather nice Image gallery using Photoshop, but it takes too long to download! IMO So I have replaced it with a whole mew Gallery! [Selected Images February 2008](#)

Simple viewer next, see how that goes!

SimpleViewer - 2008-03-02 23:35

svgallery=square

Gudrun (2015-11-25 01:40:25)

You pretty much have to keep your porsets or any artwork from having sunlight shining on them. Even if you have the porsets framed and behind glass, hanging them in sunlight will cause damage to them. Better to hang something on your door that you don't care so much about so that when it fades, you will replace it with something else and not be heartbroken over the damage to the first item. Why not make something like a fabric wall hanging to hang on the back of your door? It will fade, but if you make it out of very bright vibrant colors, you will be less likely to notice the fading for some time. While you have the fabric, make two wall hangings so you're ready to replace the first one when necessary or you can alternate and hang one wall piece for a week and switch to the second and then

just alternate back and forth. In the meanwhile, you could be making other wall pieces to add to the rotation. Eventually you'll have enough wall hangings that the rotation will keep them in fairly good condition and if your friends see these, they just might ask you to make one for them and then you can start up a little business.

Earth Crosses - 2008-03-03 16:17

The Earth Crosses - a series I began as part of the [Thousand Sketches](#) and then added to since. I thought it completed in February 2008, but have done some since not in this selection.

The way up is the same as the way down. - Heraclitus

(May take a moment to load)
svgallery=crosses

In this moment... » [Blog Archive](#) » [Journal \(2008-05-12 18:36:06\)](#)
[...] [Earth Crosses](#) in prints and also paint [...]

In this moment... » [Blog Archive](#) » [Leaves \(2008-05-14 00:10:01\)](#)
[...] think I will get there. Sooner or later I'll get a series done and they will a unified life. Earth Crosses got there, though there is a printing job to finalise [...]

[Thousand Sketches](#) » [Blog Archive](#) » [Presenting the Thousand Sketches - a work in progress \(2008-05-17 17:13:38\)](#)
[...] categories are fine, but I'd like to do more of what I have done with Earth Crosses, select the best in a series and build on [...]

Walter Logeman: Art › I have forgotten when and where it was they died (2008-07-06 00:03:01)
[...] have already posted this as part of the Earth Crosses series. It does not have an entry of its own, and I wanted one to have a name for this image, I just [...]

Black - 2008-03-05 09:11

Got involved last night exploring black.

svgallery=black

[Dreams - 2008-03-05 21:39](#)

Here are some images I am working on for a project.

[svgallery=2008-03-05-challenge](#)

[2008 Archibald Prize Won by Del Kathryn Barton | Art Knowledge News - 2008-03-11 17:23](#)

I always keep an eye on this prize...

[2008 Archibald Prize Won by Del Kathryn Barton | Art Knowledge News](#)



2008 Archibald Prize winner - Del Kathryn Barton, 'You are what is most beautiful about me, a self portrait with Kell & Arella'

[Line & Wash - 2008-03-12 14:14](#)

svgallery=2008-03-12-lineandwash

I think line & wash is one of my favourite forms. It is on my mind as I plan to find some time to go away and do art. Who knows when! While these are all digital I have been doing some on paper and that is a mobile and realistic thing

to do in the hills. These are a selection of landscapes & figurative ones. I often do abstract in this style too, will collect some of those later.

Colour Collage - 2008-03-21 00:38

Three related images 13 inches square printed on Hahnemühle Paper and bonded to canvas with acrylic colour and media. This is in the same format as [this one](#).

svgallery=2008-03-20-colour-collage

Colour Collage 2 - 2008-03-21 02:25

Here is another. With these, wait till the fourth image loads and see the collage.

svgallery=2008-03-21-colour-collage

Making a link - 2008-03-23 13:41

Is making a link making art? Can you make a link that would connect these images? Any meaningful connections? I will made one link in the comments below, and I wonder how many can be found/made?


svgallery=2008-03-23-iconic

Walter (2008-03-23 13:49:28)
Iconic



Walter (2008-03-23 14:05:55) x

I have forgotten when and where it was they died - 2008-03-24 10:14



War
Larger Image.

I have already posted this as part of the [Earth Crosses series](#). It does not have an entry of its own, and I wanted one to have a name for this image, I just printed it out and I want to name it.

Title: War

That is accurate but it adds nothing.

The lines from Maori Battalion Veteran by Alistair Te Ariki Campbell say it better...

... I have nightmares.
Night and day I see pictures
of my closest mates falling
beside me in so many battles
I have forgotten when and where
it was they died

Title: "I have forgotten when and where
it was they died"

~

I think of my fathers story, he was in the five day war over Holland with Germany in August 1940. He saw his mates die.

I also think of the war reports I see every day of my life ... death tolls, I forget how many.

Yet the image takes me to the here and now feeling of life & death within me, where war is a metaphor for the intensity of life.

These darkest moments of history produce stories that mirror intensity of the bodies struggle to survive, the daily cellular battle for air & water and the heart's craving for love...

Title: The heart's craving for love

the hearts battle for love

???

Later: Sunday, 6 July, 2008

This image is now featured in the [Gallery](#)

Proposal for Rhizome - 2008-03-29 22:31

I have prepared [my proposal](#) and entered it.

ArtNet
NetArt

is a project to make visible the flow of meaning between works of art



2008 - 04

Ink - 2008-04-06 09:31

Exploring Painter X.

svgallery=2008-04-05-ink

Challenge - 2008-04-06 12:45

Watercolour in Corel X

svgallery=2008-03-07-challenge2

Get my Monthly Art News Email - 2008-04-06 21:51

Stay in touch. **Subscribe to my monthly Art email** I am working on the next email. Sub now & you will get it as it comes out.

There are more ways to stay connected:

Are you getting this via RSS? If not, try [Google reader](#) and then click the [RSS link](#) on the right. It is a great way to read blogs. If you are interested in my art get every post by email! Why not. (Enter your email on the right)

Rita Angus: An artist's life - 2008-04-07 22:47

Book & Show at Te Papa

[Audio](#)

I saw a great video or TV thing recently, what was that?

[Scoop: Rita Angus: An artist's life](#)



Strange Satisfaction - 2008-04-09 01:36

It is late, I am tired. I start on one more image before bed, and now there are three. More earth crosses. They satisfy me. They are a meditation. They are full of stories and moods, about the biggest things in life.

They truly are sketches as I am doing acrylic 600x600 earth crosses on canvas.

svgallery=2008-04-09-new-x

Acrylic - Forgotten - 2008-04-15 23:34



Forgotten
Larger
Image.

I have completed my first painting in acrylics. There are plenty of half finished or failed ones lying about but this one I'll consider done. It is the first of a series.

It is on gessoed canvas, unframed, the image is 600 x 600 mm just under 24 inches square.

It has taken a while to get to this point. I have tried a few oils, some and line & washes - but this one is the first result - that is not digital.

Digital is clean & quick. Just how quick comes home when I need to re-arrange the office into a studio. Paints, water, table floor coverings, easel. Surfaces to prepare and techniques to try out. And the waiting for things to dry. The cleaning up.

On Sunday (13 April) I was productive. I had about four Earth Crosses in acrylic on the go. I also prepared some more canvas & a board. Paintings come on and off the easel as I add something & then wait for it to dry.

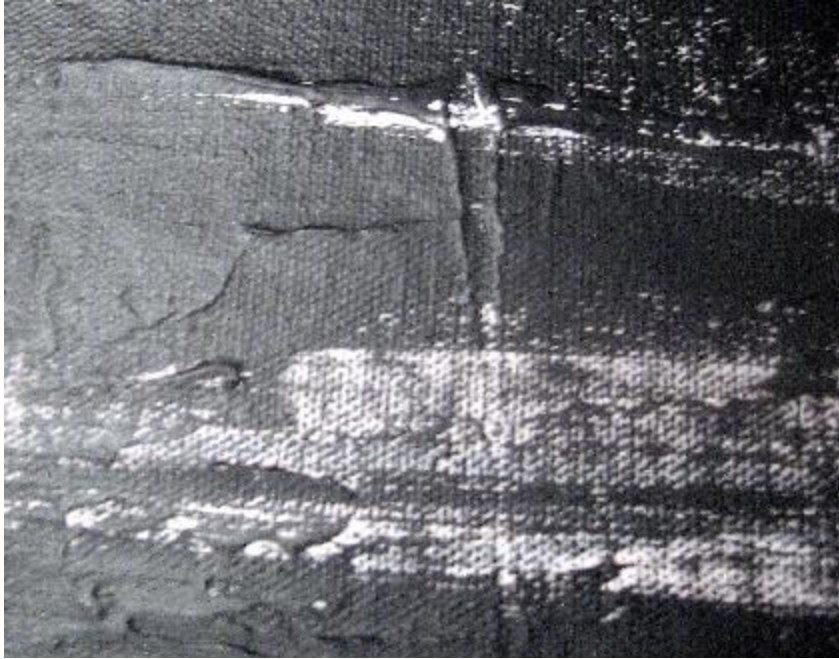
It is based on an earth cross from a few weeks back, see it here.

The photography is patchy but it gives the idea,

Details:



Forgotten
Detail
Larger Image.



Forgotten
Detail 2
[Larger Image.](#)

Pattern - 2008-04-29 02:14

I am keen to see how these two look in the "viewer". I completed the Green and then changed the hue. I think they might go well as a pair.

I was inspired to do these when I used a small 10x15 print of this one as a bookmark: [Pattern](#) (#0926 in Thousand Sketches)

Both digital images.

Later: Tuesday, 13 May, 2008 - added a few more.

svgallery=2008-04-29-pattern

In this moment... » [Blog Archive](#) » [More Patterns \(2008-05-13 02:13:31\)](#)
[...] I have added this one and a few of its mates to the selection of Patterns. [...]

2008 - 05

Rocks - 2008-05-08 01:34



Rocks
Larger Image.

Maira Kalman - 2008-05-10 18:34

Maira Kalman [Here is a good post about her on a blog.](#) I stumbled on that one. & then found more and more.

[Quirky art. Her website.](#) She is the wife of Tibor Kalman who died 1999. [I blogged about him before I had an art blog.](#)

She does fabric art and illustrated "Elements of Style" [Amazon](#)

[Childrens Books](#)

[And then, once again TED - downloading the video now!](#)

Later: Saturday, 10 May, 2008

That talk is fabulous, much better than a blog! Go and see it!

Images follow:

x

This is from Elements. presumably about how to write "Somebody else's umbrella" The thing is that the design of that Umbrella is obviously by her now dead husband.

x

Journal - 2008-05-12 18:27

I am searching for my style. The [Thousand Sketches](#) was like a satellite view, a grand sweep of who I might be, a way of sorting land from sea.

I am searching by engaging in smaller projects. I can see where 5 years at university would come in handy though, this is hard work, time is only half of it. I have half a dozen scrappy projects on the go and need to wallow, play, explore, focus and get inspiration and tuition and critique on them all!

Maybe I need a better warm up. Yes I do.

How to engage the muse?

Maybe that is the title of the paper I am writing for the [ANZPA Journal](#).

Maybe with that question in mind I might make sense of the following projects...

Where I am up to

[Earth Crosses](#)

in prints and also paint

[Landscapes](#)

A plan to produce a series of about 10 digital line & wash prints

[Bush & plants](#)

Like above, A plan to produce a series of about 10 digital somewhat abstract plant series prints and have begun one in acrylic paint

Squares

I am aware I am drawn to the square format... the landscapes? Perhaps those prints need to be in three adjoining prints?

[Presentation is on my mind](#), and I have just ordered 10 frames to work on a show of some sort.

Just as I want to focus on the above - and that is a lot of work! What happens: *new styles emerge*.

Let me post some in the posts ahead. Or would that be procrastinating?

In this moment... » [Blog Archive](#) » [Pseudopanax arboreus \(2008-05-13 01:27:07\)](#)
[...] [In this moment...](#) [Art Journal - Walter Logeman](#) « [Journal \[...\]](#)

Pseudopanax arboreus - 2008-05-13 01:27

To continue from [the previous post](#), here is one that is not in a new style, but it led to one that is, I'll put that in the next post. (I like to see one image per post.) This one conforms to my Bush project, except it is not quite right, maybe another go?


This is a five finger, a fairly ubiquitous native. Even in the darkness of the bush those leaves can shine pure white reflecting the light. Little curly bits of white... ah, I need to give it another go.



Leaves
Larger Image.

Here is quote from [Wikipedia](#)

Pseudopanax arboreus or Five Finger (Māori: 'Puahou' or 'Whauwhaupaku'), is a New Zealand native tree belonging to the family Araliaceae. It is one of New Zealand's more common native trees, being found widely in bush, scrub and gardens throughout both islands.



Leaves

Larger Image.

Now this one grew out of the last one. One thing leads to another. But the process is not done. I can see this leading to more "design" style images, I am getting the hang of it and using a few new functions I am learning in the software (like copying a layer and then moving it slightly etc)

But what do I do, work on the bush or play more with designs? So this is what happens... a myriad of scrappy projects that I love doing... To be honest I think I will get there. Sooner or later I'll get a series done and they will a unified life.

[Earth Crosses got there](#), though there is a printing job to finalise there.

Next post, more moves into different directions.

Boy - 2008-05-13 01:52



Boy
Larger Image.

I have been doing a lot of this sort of quick sketching in my sketchbook, as in physical book. But I like to play with that background!

More of these then? So much to learn! The line is not quite following its desire.

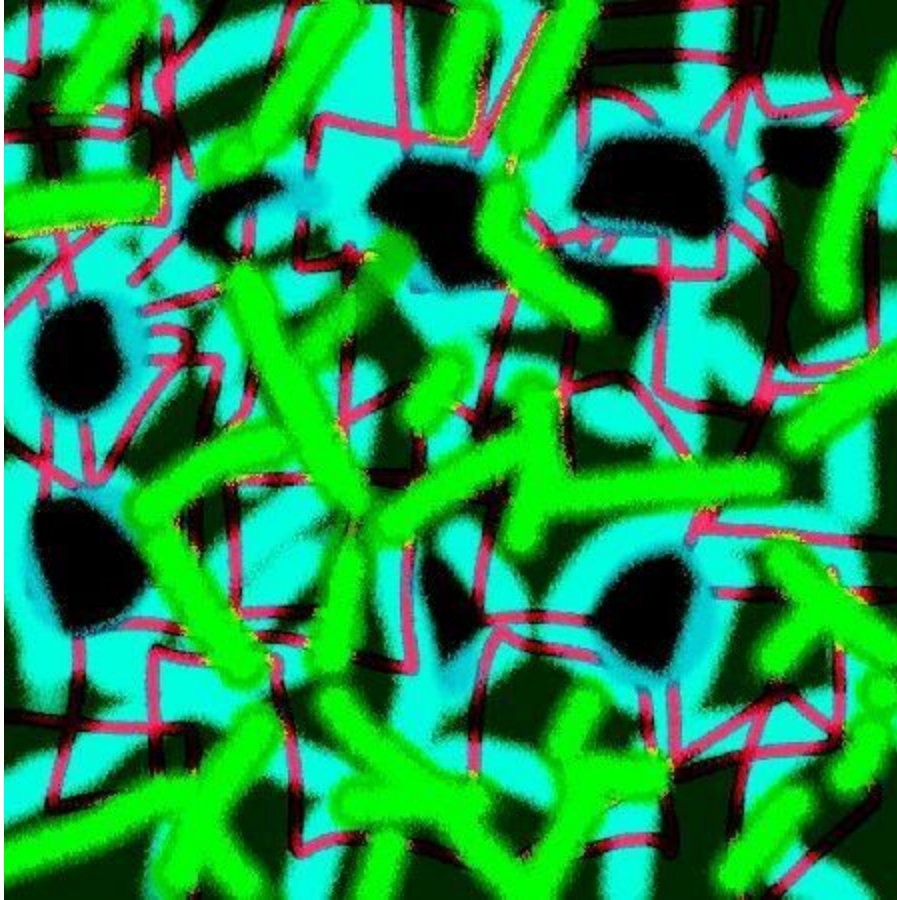
Plagiarism - 2008-05-13 01:54



Birds
Larger Image.

Blatant plagiarism from a William Morris postcard. The difference is that mine is all sketchy, and that there are a million of these on the card pattern.

More Patterns - 2008-05-13 02:13



Pattern
Larger Image.

I have added this one and a few of its mates to the [selection of Patterns](#).

Elyas (2015-11-25 02:24:55)

Hi Gabriel, I have incorporated 'CustomItemGenerator' into my projects and now I want to work with automated unit testing using NUnit Framework on one of my projects. When I access the properties (like CustomTextField) generated through 'CustomItemGenerator' in NUnit GUI it throws an error, below is the stack trace of the error -

```
at Sitecore.Pipelines.RenderField.RenderFieldArgs..ctor() at Sitecore.Web.UI.WebControls.FieldRenderer.RenderField() at Sitecore.Web.UI.WebControls.FieldRenderer.Render() at CustomItemGenerator.Fields.BaseCustomField`1.get_Rendered() at CustomItemGenerator.Fields.SimpleTypes.CustomTextField.get_Text() But when I create my own properties (string type) in the same class (generated through 'CustomItemGenerator'), they are accessible in NUnit GUI. It would be great if you can provide some help on this problem.
```

Rauschenberg, dies at age 82 - 2008-05-18 20:22

From an [article in the WSJ by Barbara Rose](#)

Robert Rauschenberg, whom many, including this writer, believe to be the biggest innovator in art after Jackson Pollock, died on Monday at age 82, an acknowledged hero of the avant garde. The passings of these two artists could not have been more different. Pollock careened to his death in a fatal 1956 car crash at age 44. Rauschenberg, to paraphrase Dylan Thomas, did not go gently into that good night. Paralyzed by a stroke, like his own hero de Kooning, he continued to work until the end of a long and productive life. From a wheelchair in his beachfront studio in Captiva, Fla., where he had retired from the New York art scene in the late 1960s, he selected images from the vast archive of his own photographs and, working with the aid of assistants, continued to turn out a steady stream of canvases and sculptures. Nor did he let the stroke keep him from attending openings and festivities.



[Wikipedia](#)

[Trash suit](#)

The Wikipedia entry as it read on Sunday, 18 May, 2008 and some images follow:


Wikipedia

Robert Rauschenberg (born Milton Ernst Rauschenberg; October 22, 1925 – May 12, 2008) was an American artist who came to prominence in the 1950s transition from Abstract Expressionism to Pop Art.[1][2]

Rauschenberg is perhaps most famous for his "Combines" of the 1950s, in which non-traditional materials and objects were employed in innovative combinations. While the Combines are both painting and sculpture, Rauschenberg has also worked with photography, printmaking, papermaking, and performance. Rauschenberg had a tendency to pick up the trash that interested him on the streets of New York City and bringing it back to his studio to use it in his works. He claimed he "wanted something other than what I could make myself and I wanted to use the surprise and the collectiveness and the generosity of finding surprises. And if it wasn't a surprise at first, by the time I got through with it, it was. So the object itself was changed by its context and therefore it became a new thing." [3]

In 1953, Rauschenberg stunned the art world by erasing a drawing by de Kooning. [4] In 1964 Rauschenberg was the first American artist to win the Grand Prize at the Venice Biennale (Mark Tobey and James Whistler had previously won the Painting Prize). Since then he has enjoyed a rare degree of institutional support. Rauschenberg lived and worked in New York City and on Captiva Island, Florida until his death on May 12, 2008, from heart failure.









Landscape - 2008-05-19 17:29

I have these in mind to experiment with in the printing. These are about how I want them to look, but I will try different plain paper, watercolour etc, and use "vivid" versions to compensate for the absorption. I might also try over printing.

And these might end up in my landscape presentation of prints in the usual way.



Landscape Pond
Larger Image.



Landscape Pond
Larger Image.

Digital Art Studio - adventures in Ink - 2008-05-20 19:06

I am reading a book, Digital art Studio, about print making using digital images and ink jet printers. Lots of info & ideas for using more traditional media in combination.

To get an idea check out the websites of the three authors:

[Bonny Lhotka](#)

[Dorothy Simpson Krause](#)

[Karin Schminke](#)

I am busy gathering material, bought some "Rabbit Skin Glue" today, and [InkAID](#).

Some images follow:

From Dorothy Krause:



Black & White Ink - 2008-05-23 03:00

Made these partly to experiment with printing. The printing on plain paper did not satisfy, commercial printing paper worked best. Even then, how to present these? So far I have four A5 portrait 148x210 prints with 90 mm square images. They belong together.

svgallery=2008-05-22-black-ink

Prints for sale - 2008-05-23 23:48

If you enjoy browsing here, watching me grapple with my art process, make new work most days, consider buying a print! The images, even though they are made digitally really come into their own on good quality archival paper in pigment inks.

I am sure you will be delighted when you see an image you like online presented as a high quality, signed print. My hope is too that you will experience a sense of participation, to have a connection with an unfolding process.

[Ready for more information and prices?](#)

~

Some of my editions are available exclusive from galleries or other sites.

Have a look here on [Felt](#), a rather wonderful New Zealand Art & craft site:

x

~

I am proud to have a selection of editions selling in the Allen Gallery in Chelsea New York:

[Editions of these Prints](#) are available exclusively at the [Allen Gallery](#)

x

~

Questions? Send me an email. walter@psybernet.co.nz

I am working on an exhibition in Christchurch later this year, so watch this space!

As I am, is mad enough - 2008-05-24 16:53

Thinking about 'Artist Statements'.

[Molly Gordon](#), [Art Business.com](#), [Wikipedia](#)

Apparently artists are supposed to have them. I am not sure why. I have never had one in my career as a

psychotherapist, a Psychotherapist Statement. Never the less I can see the point. I like focus, commitment and direction, and not only that, I already have a lot of those, and a statement might help to convey that. I blog and so make heaps of statements, but now is the time for FOCUS.

I'll work at it. Blog about it. Come up with a crisp statement, one that can last me a good while, or at least as long as it fits. Warming up: Those "how-to" links above don't quite do it for me, though they are start. What about [Lars von Trier](#), he might inspire. And [De Stijl](#), or the [Der Blaue Reiter](#), these people had statements. I'd like an artistic one, perhaps a [Heraclitus quote](#), here a few I like:

You could not discover the limits of soul, even if you traveled by every path in order to do so; such is the depth of its meaning.

Soul is the vaporization out of which everything else is composed; more-over it is the least corporeal of things and is in ceaseless flux, for the moving world can only be known by what is in motion.

Soul has its own inner law of growth.

It is hard to fight against impulsive desire; whatever it wants it will buy at the cost of the soul.

It would not be better if things happened to people just as they wish.

Corpses are more fit to be thrown out than dung.

And a Bio is different from an artist statement, but I am gathering together what I have - so I can revise both.


[Psyberspace Bio](#)

[Walter Logeman and the Thousand Sketches Project](#)

[The Thousand Sketches website](#)

Definitely a time for a re-vamp, with a show planned, I need one.

And to conclude, a picture, last nights effort, is this a statement?



Glowing Circle
Larger Image.

Psyberspace Podcast - 2008-05-25 01:09

I have been making some podcasts. I post them on [my other blog](#), but I will link here if there is some art content. Even a little.



[Psyberspace Podcast 19 May 2008](#)

Review: Digital Art Studio - Techniques for combining Inkjet Printing with traditional media [Amazon](#)

Reflection: "limited editions" in the digital medium.

Plus more.

Art works formerly known as prints - 2008-05-25 02:15

I have removed the g word (giclÃ©e) from my vocabulary. Initially it seemed nice to have a word for what I do, but it has come to sound cheap & pretentious.

Print is a great word, fits. Etymology: Middle English prente, from Anglo-French, from preint, prient, past participle of priendre to press, from Latin premere

But there is a problem.

Print is associated with reproductions. My prints are *productions*. There is no original, other than the file on my disk, not even as visible as a photo's negative. Once you see it, even online, it is a production!

I still call them prints, and even though they come in editions each one is an original!

(PS my title for this is post is not original, I saw it somewhere before, and it is around all over the net, a cligÃ©e)

Lisa Rivas (2008-05-29 01:14:16)

I totally agree with what you stated here.

I stopped using the word giclÃ©e a few years ago, I felt digital prints were a medium people were taking for granted and they weren't special enough... The word sounded clichy if you mind the new word.

Digital printing is hard, expensive, many proofs to get the color right, there are many possibilities, mediums, printers, papers out there for this field.

The file has to have a special innate sharpness for it to print successfully, it's a complex method just like other fine art printing.

Walter (2008-05-29 01:51:15)

Thanks for your comment. Had a look at your blog & I like the Stamp series very much, what got you going with that idea?

Can I put a picture of one in my Blog post about your work?

w

Creativity & Art - 2008-05-25 11:26

Here is a summary of J. L. Moreno's theory, the Canon of Creativity:

-
- Creativity is innate, universal, it is everywhere. We all have it.
-
- It is awoken by spontaneity, without spontaneity it is useless.
-
- Spontaneity can be trained.
-
- Spontaneity comes through warm-up, and warm-up is expressed through roles.
-

~

Is that a good summary?

~

There are lots of roles needed to produce art. Ability to manage time, money, resources. Knowledge of the culture, networks, marketing, techniques, organisation. I think of these as functional roles, and they can be taught, coached and trained, and yes they will help, but there is more...

Question:

What are the roles involved, what is the warm-up, say, when Marcel Duchamp exhibits "Fountain"? Or Pollock drips for the first time? Or Warhol mass produces every-day objects as art in a Factory?

Are these moments of newness simply a product of being functional? having lots of functional roles. Will inspiration come from perspiration?

I imagine great inspiration comes from another type of role... or states? Angst. Pain. Trauma, mania, love, hate, despair... attitude, belief.

Perhaps the central role is to be able to put ones madness to good use?

~

So it is an age old question: Can art be taught? Or are we born with talent? Or is it circumstantial, luck, being in the right place at the right time?

Moreno, I am sure, believes we are all geniuses, and that we can train ourselves and others to be great innovators of our time. That is the sort of role training I want to see happen!

Mountain Pond - Auction - 2008-05-25 20:05

I have just put this one up for auction on Trade Me. Have a look, it is the first in the edition and it begins at a low starting price.



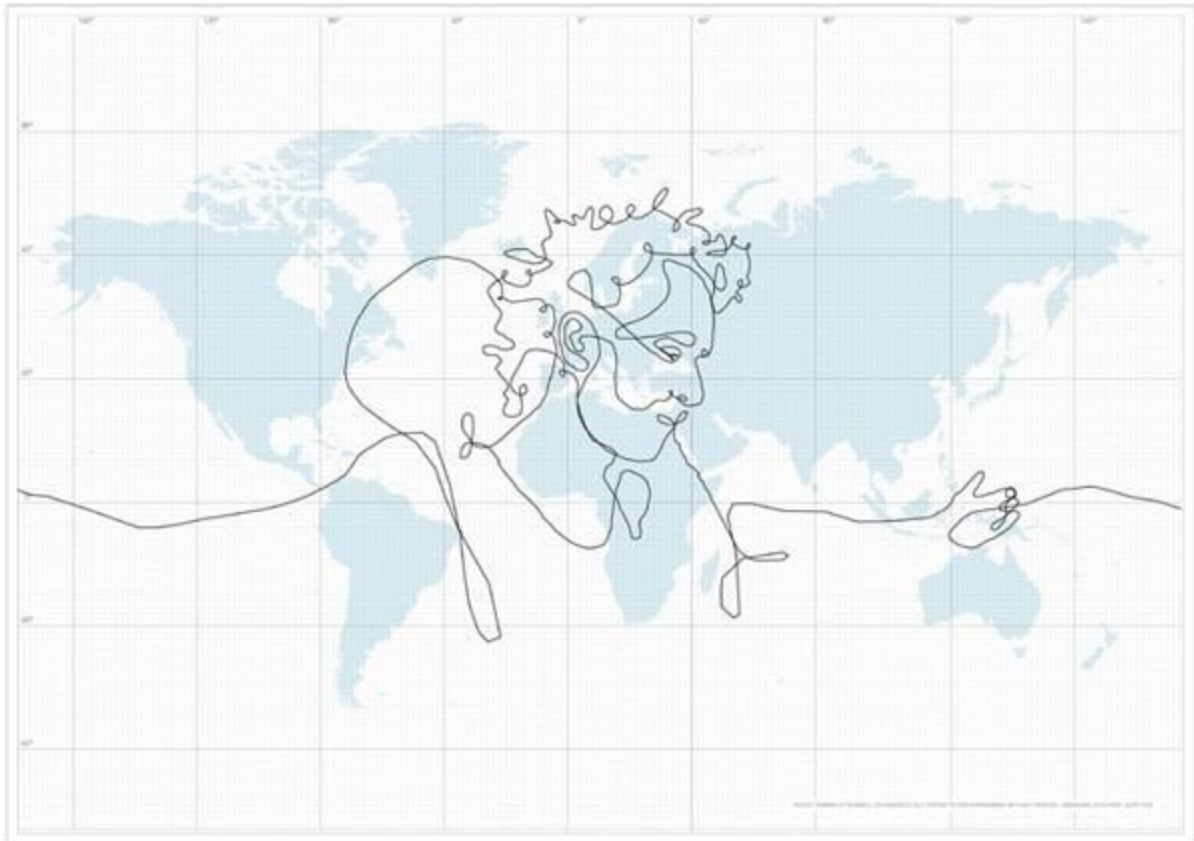
Mountain Pond
Larger Image.

The other similar one is there too, they make a pair.

[View Auction](#)

World's biggest drawing - 2008-05-27 01:45

[World's biggest drawing created with the help of GPS and DHL - Engadget](#)



Digital images can be made in all sorts of ways, and then they can be [Presented in many ways as well.](#)

Sketchplanet (2008-05-31 17:13:34)

Who is it supposed to be? Also I'm trying to get in contact with you as I want to mention my Sketchplanet site, could be of use to you and your readers

Walter (2008-05-31 23:02:38)
Love your sketch site!

Max Gimblett - 2008-05-27 15:14



I am listening to a [Kim Hill interview](#) of [Max Gimblett](#).

Wonderful. If you listen to nothing else I link to listen to this.



Artist born in Grafton, New Zealand, big in New York. [Paintings](#) Wonderful on art, audience, Buddhism, relationship, Jung, therapy, life & love.

Some quotes I noted, and an an image of his art follows:

"Permission to be yourself"

"New York was the crossroads, I had to go to New York."

"You can't learn about paintings from books, not in the 50s, you could paint in Auckland or Wellington today."

"You need peers and mentors."

Audience "to heal others to help them"

"Market you start with it & end with it."

"The whole studio practice is ceramics"

"Mother Pacific"

"I fell in love with Carl Jung"

"Content leads to form" Robert Creeley.

Paintings "are not what they appear to be, they are journeys"

Don't: "take outside criteria"

"Empty the mind"

"Paint from the unknown into the unknown"

"Many influences".

"take a photograph of it with my third eye and i hear it speak... it comes into my body... I get occupied by a whole series of commands and I execute them."

"William Burroughs across the road"

"Spade work - concentrate on the artists."

"earth mother"

"The audience is everything"

"Quartrophoils" Kyber pass



Thanks Walter I enjoyed listening to that. He seems very sure of many things others might be less sure of - which often makes someone more interesting to listen to! Kim Hill is a fantastic interviewer - please post more interviews that you like!

Walter (2008-05-28 17:39:40)

Yes, he seems to know all about the afterlife, but he does that in a non-dogmatic way. As Kim Hill mentions in the interview, when he talks about therapy, she can accept it as a form of art, she would be a skeptic of it as "treatment". But then he goes on to equate art and personal growth as one. And mentions that T.S. Elliot separated them. That must confuse the hard line evidence based skeptics. In Psychodrama we have the principle that good production makes for good therapy.

Walter Logeman: Art › Mark Tobey, 1890-1976 (2008-07-18 13:13:09)

[...] and modern art. It is there everywhere once you look. The action painters, like Franz Klein, Max Gimblett, Pollock. I will keep at [...]

Shauna (2015-01-06 19:45:31)

Hello, you post interesting posts on your website, you can get much more visitors, just search in google for - augo's tube traffic

Reflections: Blog & Gallery - 2008-05-31 17:31

Presenting my work is more on my mind right now than making it. Not as much fun, but presentation floats to the top, unbidden. I am thinking about both the world and online. I'll focus on the latter.

I have changed the name of this blog to "Walter Logeman: Art" with the subtitle "In this moment... My art Blog" the reason is clarity. It is still the same blog, I am still "In this moment..." and it is still, as it says on the [About Page](#):

Nothing but art, artists, art talk, art history, art philosophy, pictures and projects. Most of my work and work-in-progress is on this blog.

The clarity seems right because I am working on a [Gallery](#). If you go there now (as I write this) you will see it is heavily under construction.

With the Gallery I can post exhibits, and show work that is complete. Series. Simple. More stable. I sometimes refine an image I have already blogged as I present them to other sites. I will focus on quality.

You can sub to the [Gallery in RSS](#) and watch progress and then see updates as they happen including my fumbings. Better still [sub to this blog's RSS](#), I will announce all Gallery news here as well.

The first things to be shown there will be my Earth Crosses, of course. Next FLAX.


Marcio (2015-11-25 01:37:53)

I am a teacher in Sydney, Australia. I would like to try Google Sketchup with my Year 5 class. Your virtual gallery is amazing! Was Google Sketchup hard to use? Thank you for sharing your wonderful work.

Subscribe! Email notification of replies. - 2008-05-31 23:06

Using a feed reader is great. Try Google reader &

Sub to this blog: 

Sub to the Comments: 

This is really nice: Just want to make a comment & see what I or others say in response? You can Subscribe to the Comments for just that post and get replies by email. Try it now! Leave a comment, tick the box & I will respond. Blogs are about communication, make it work as a two way process.

PS: If you have WordPress, email subscription is done with a [plugin](#).

2008 - 06

Limited-edition furniture - 2008-06-01 14:00

[Whatever 'design-art' is, it's thriving - International Herald Tribune](#)

But is it art?

I love that question! I know there is no answer, calling something art does not make it so, but calling it art is one essential step?

No Tablet! No Pen. - 2008-06-01 20:43

My Toshiba M200, which has been the tool for most of my work in the last few years suddenly won't work as a Tablet. No pen. Hope it is a quick fix but I can't see how to do it. It is Queens Birthday here, so I can't even take it in to be fixed. Any ideas?

Bert Simons - Clone artist - 2008-06-02 02:26

[Bert Simons](#)

x

He says it is NOT art, but craft.

But is it art?

Layers upon layers - 2008-06-02 11:31

This image is all mouse. The Tablet PC is down.



Layers and layers
Larger Image.

I was thinking today about layers. There are heaps of layers in this image, as in most of what I do. The Earth Crosses are also to do with depth. The "vertical" line goes up and down. The life line in that direction is vastly different from that in the horizontal line. A line that goes "across" like that invariably is seen as the horizon, the earth edge.

In my work as a psychotherapist I always think "deep". I want the work with my clients to go deep. But what is deep? My son once said, while pondering this with his fresh mind, it is "wide on its side", nice! But it is not so. In the case of wide one end is equivalent qualitatively to the other. With the vertical line that is not so.

Deep means going into origins, not the past per se, though origins are usually in the past. Perhaps the future can draw us, and thus origins could be seen in the future as well.


Maori have a word: [Whakapapa](#) which is tied the notion of a layer, papa. Ah, a quote, [from here](#), that expresses the exact idea I was looking for:

"Papa" is anything broad, flat and hard such as a flat rock, a slab or a board. "Whakapapa" is to place in layers, lay one upon another. Hence the term Whakapapa is used to describe both the

recitation in proper order of genealogies, and also to name the genealogies. The visualisation is of building layer by layer upon the past towards the present, and on into the future. The whakapapa include not just the genealogies but the many spiritual, mythological and human stories that flesh out the genealogical backbone.

The layers of a painting give it its dept, they cover its origins, they influence the next layer, and the final layer is a relationship with a viewer. My Earth Crosses, flat and hung vertically I think of as a more transverse section with the top being the ether and the lower reaches the depths. The vertical line however is the yang to the yin of the earth. it is something only humans do, see into the depths of the soul and reach for the spirits of the sky.

Here is another Another version of this Earth Cross:



Layers and layers
Larger Image.

International Klein Blue - 2008-06-02 22:07

I thought that Yves Klein's Blue must have been the purest blue #0000ff, all the blues and nothing else.

But not so. I discovered that [IKB](#) is in fact #002FA7

#0000ff - Mathematically pure blue?

#002FA7 - International Klein Blue

#8B8BFF - mid-point light blue

I have just made all the un-clicked links on this blog IKB. The visited ones are light blue.

Tessie (2016-05-15 01:49:10)

Attractive slice of content. I immediately naked your situate and inside taking over capital to assert that My partner and i get in reality enjoyed account your blog posts. In any case I will ensue subscribing in your augment and in many gear I acmneveheits you access consistently rapid.

Lisa Rivas - artist - 2008-06-03 01:47

I am slowly finding more artists who do digital work that impresses me. Lisa Rivas is one. [Mud Pie e-stamps for the WWW](#)

This is one of my favourites, it looks good and it is a really quirky **collectible** concept!



Lisa Rivas (2008-06-14 00:09:59)

Thank you so much for posting me on your site. It looks great!

I had been very busy getting ready for the exhibit "WEB-eStamp EXPO" which opened last Sunday.

Thanks again, Lisa Rivas

Walter (2008-06-14 01:04:05)

Thank you, I think it is an impressive work! Off to follow up WEB-eStamp EXPO, curious!

Square - 2008-06-07 14:03

I have heard that traditionally the square format is meant to be hard to compose. Maybe. I am working on my new [Gallery](#), and for some reason I want all images to be square. Not just in the Gallery, I think it began with the prints. I wonder how long this itch will take to scratch?

The Gallery has images from [Thousand Sketches](#) and also new ones. Wherever they have been shown before, in whatever format, now they are also **square**.





What do you think?

Lisa Rivas (2008-06-14 00:21:11)

Upon seeing the 2 pieces next to each I prefer the horizontal rectangular one, it complements the open space. The square format is popular for iconic and focal work. Here I feel the landscape lost some of it's flow, expansion and serenity.

Best to you Walter!

Walter (2008-06-14 01:54:57)

Thanks for that. What you say makes sense about the times when square might work well. Perhaps it is the "iconic and focal" that appeals to me, and the format provides some of that. Landscapes need landscape!

I put quite a few landscapes into my [Gallery](#) in the selecting there were plenty of images that just looked wrong square, but I felt ok about the ones I "squared". (Now I'm not sure!)

Damon (2015-11-25 03:20:34)

You hold special places in our hearts too, more than we can ever show! Just look at these four, they love doing this with you! You have captured and saved a moment in time, one we will have forever! They grow and change so fast, but having these to look back on, will always keep this time in our lives close to our hearts!!!! We love you!!!!!!

Limited Editions - in the digital world - 2008-06-07 16:05

Question:

In a **Limited Edition** of digital prints can some be landscape and others square? Is it wrong to meddle with the original file if it is still used to print more in that edition?

Answer:

There is no right or wrong here, who would decide? I have two principles I adhere to:

1. Relationship!

The purchaser has a say. If I have a square one and a landscape version, there is a choice. A purchaser may also have a choice about the size, why not? It is not all democracy. Some prints I just like one way, and I won't sign what I am not happy to sign.

Now here is an hypothetical situation, one that is possible. Someone owns a print of mine from say a year or two ago, and sees it on my site in a form that they like better... relationship! Talk to me. I may print another one, or replace the old one.

2. Trust.

Editions are what they say they are: usually limited to 25. I stick to that. I will never sell a print below the price of the last one sold in the edition. Prints in the editions may vary a little, one from the other. For one, I sign them on the date I print them, to honour the fact that each print is an actual work, the file is just a file.


You may also be interested in my [copyright notice](#)

My New Online Gallery is Open!! - 2008-06-11 02:57

I have done it. [The Gallery](#) with five presentations is ready for viewing. It has been great to select images and make some new ones.

The site is made using WordPress, but not as a blog, more as a website. I have used wp-simpleviewer for the images.

To finish this post: Here is an image in the Gallery that I have not shown before on the blog.



Blue Rays
Larger Image.

george sweet (2008-06-11 18:04:54)
I'm likely to be there. You're getting better and better and deeper and something. George

Walter (2008-06-11 18:13:50)
Thanks George! I know - you will be at the opening of the Vault "Landscape Portraits"! 24 June Lunchtime - See you there & I will make more announcements on the blog.

Deeper and something...? Now what could that be?

Jo Castillo (2008-06-12 02:09:18)
Congratulations on the show! The new gallery looks great. It is so nice to see your development in your art. Nice work.

Amazing! - 2008-06-14 02:25

By Italian street artist Blu: Muto, I got it from [Long Now](#).

[MUTO a wall-painted animation by BLU](#) from [blu](#) on [Vimeo](#).

josh (2008-06-14 11:09:26)
Blimey.
Its the new Huckleberry Finn!

Lisa Rivas (2008-06-15 00:31:36)
This is an amazing video, very cutting edge. A bit disturbing at times...

Painting day - a question about acrylic technique. - 2008-06-14 23:04

I worked hard today painting in acrylics. Not much to show for it, nothing to post here in real media, (still waiting for my camera, it arrived from Hong Kong but its at the airport till Monday, but there is nothing to photograph anyway.) I was trying to translate a [#0736 Trees](#) from the Thousand Sketches and it was hard. This sort of digital to physical is a challenge.

One thing I did, in a moment of frustration with real paint, was a new digital. It just flew out. It is like the one I was using for a reference, with a subtly different feel.



Bush
Larger Image.

It is now obvious why I found it hard. The mottled effect is done digitally by setting the paper to very rough on those layers. The light spots are pits in the "paper". Maybe I need to forget about being too true to my digital version & go with the medium? Or maybe persist?

How would you do this in acrylic?

Elizabeth Love (2008-06-14 23:22:41)

Hi, Walter. I would try watering down your acrylics (to use like water-colours) & then sprinkle on salt crystals to draw up the colour in places. Wait for it to dry & see what you get (after removing the salt)!

Walter (2008-06-19 00:54:33)

Hi Elizabeth! Thank you. I will give that a go. I have another plan too. To create a textured surface with paint or perhaps some gel and then paint over that & sand down. Will report back on the blog!

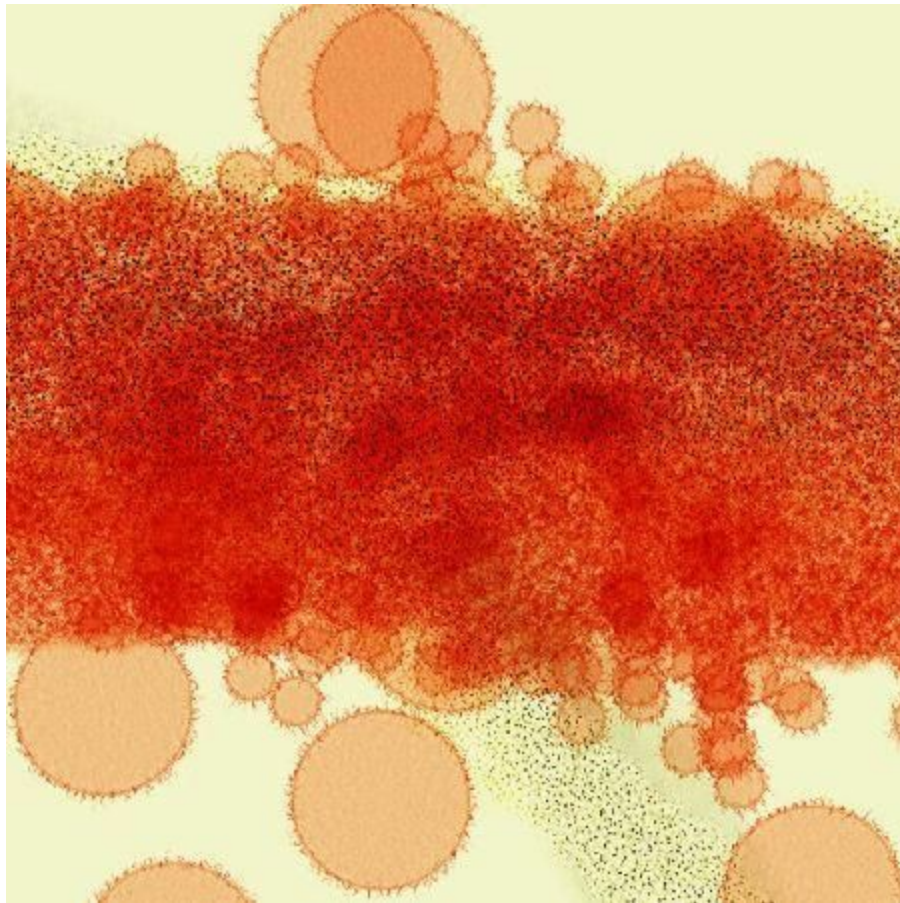
Gallery Update - 2008-06-16 15:58

I have tweaked the [Gallery](#) considerably. It now has my current draft [Bio](#) and [My Art statement](#). (comments on that welcome as I am about to use those more in various places!)

I am working on adding links from the images ion the gallery to their original appearance in a blog post. It is in the blog post that there is more info about the context and where there may be discussion about the image.

I use a flash plugin: SimpleViewer. Great for ease of use. I think I may need to get the pro version... anyone familiar with that? I've manually entered what I want in the first three images in the [Flax](#) page in the Gallery.

Grain - 2008-06-18 19:40



Grain
Larger Image.

I made several watercolour digitals in Corel Painter X - this one I like best.

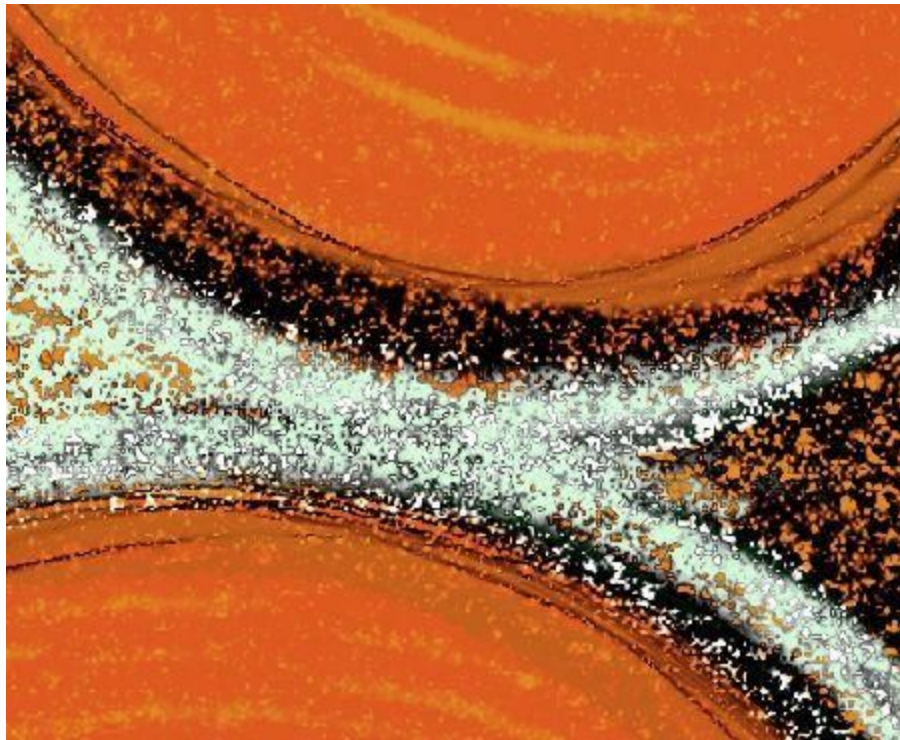
All three follow:

svgallery=2008-06-18-rainbow

Lisa Rivas (2008-06-27 14:39:49)
This piece is absolutely beautiful.
It is mesmerizing, touches the sense of taste in a deep manner.
Wonderful Walter!

Sketch - 2008-06-26 21:30

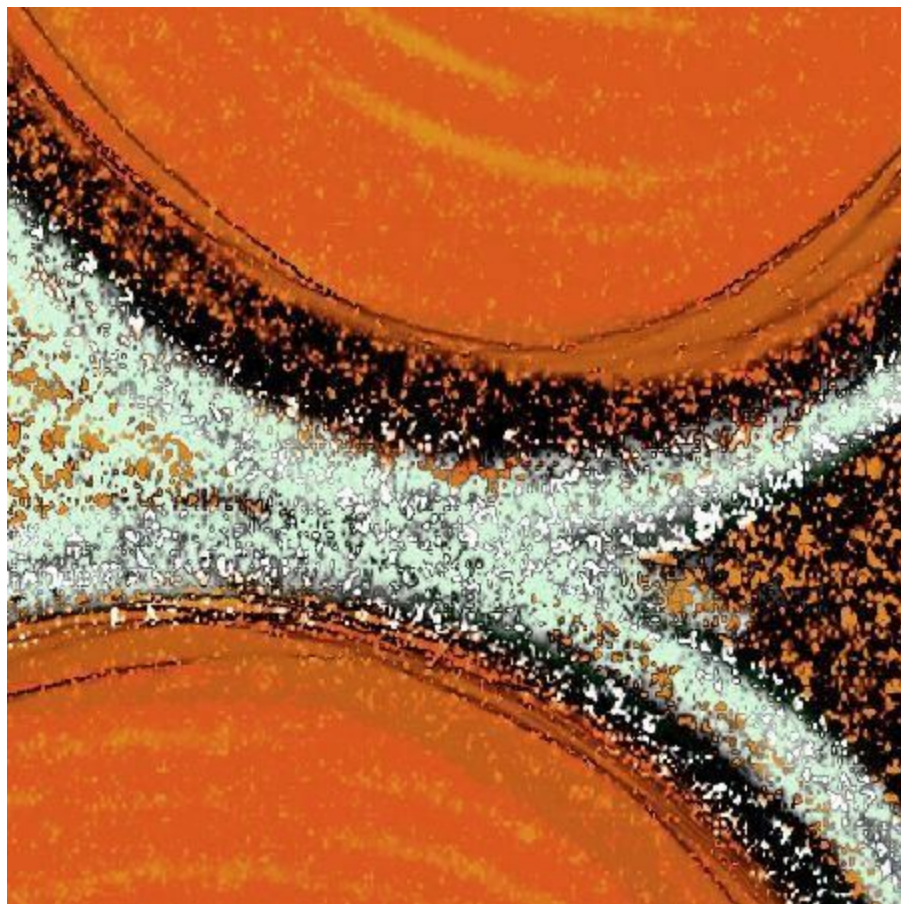
Tired, too much to do, but got this one as I diverted from the essentials.



Red texture
Larger Image.


Square version follows. I prefer it!

Later: Friday, 4 July, 2008



Red texture
Larger Image.

Landscapes at The Daily Grind / The Vault - 2008-06-27 19:18



Card

Larger Image.

The show is on. All week Landscape Portraits have been on the walls at the café in the design store. On Tuesday lunchtime we celebrated the "opening " with a bunch of friends.



Display
Larger Image.

I'll put more photos up soon.

Here is the wording in that card on the wall.

Landscape Portraits
Prints by Walter Logeman
The Vault
2008

About the prints.

My images are produced digitally using software on a Tablet PC. The images have a life on the Internet, each one has a place on my website where its story is told and people can comment. The prints are made with pigment ink on Hahnemühle Paper in limited editions of 25, they are UV protected. The words I use to describe my print making: Born digital, made physical.

At the end of 2007 I completed a project to do a Thousand Sketches in a year. Some of the prints here have their origin in that project, (they have a number as part of the title).

I selected the landscapes for this series with three criteria in mind. First, they are all New Zealand places I know and love. They present the personality of the land as I understand it, and thirdly, they are all square! The format of a

print is of interest to me and the square is the simplest form. This selection views the land through the square, so unlike the shape of our ubiquitous screens.

They are printed on 483 mm by 229 mm paper in "portrait" mode, portraits of the land, hence "Landscape Portraits".

Walter Logeman

www.walterlogeman.com

Lisa Rivas (2008-06-28 02:44:16)

Congratulations! on this exhibit, would love be there and see them in person... best wishes to you!

June 2008 - All Images - 2008-06-30 00:11

svgallery=2008-06-33-june

[Go to the Walter Logeman: Gallery](#)

Maicolla (2015-11-24 23:50:26)

HiMy colleague (Chris Le Breton) and I are part of Bike the Earth and we are coming through Pitt Water Palm Beach & the Central Coast. We are cycling from Melbourne to Rio in Brazil via Sydney, the Central Coast, Brisbane, Townsville, Darwin, South East Asia, Tokyo, London & New York. Our aim is to document, connect, support, inspire & share the amazing actions, solutions & resources people have created in response to the world as it is now. It has so far been an inspiring humbling and educational experience. We would love to connect with people involved in enviro sustainability, social justice or well being that may be in your area who is working in the environmental sustainability, social justice or well-being areas to connect with. We are contacting you through our own research into sustainability, social justice & well being and a contact we have made, Jill Cockram from Mossvale Community Garden. We have been in Sydney for a few days trying to cover some sponsorship needs & will be heading north again on Sunday. Our intention was to ride to Pitt water & stay with a friend. Then catch the ferry across the Hawksberry and cycle up past Gosford towards Newcastle. Our actual stopping points are dependent on the places we find to stay. As our accommodation in Pitt Water has fallen through we are now also looking for a couch, or some floor space, or a yard to camp in with anyone in your community that might be able to put us up or a pointer to a hostel or inexpensive B&B or pub would help too. This would be great if it was in Pitt Water, Palm Beach or maybe just the other side of the Hawksberry for Sunday night as well as places further north for Monday night, Tuesday & maybe Wednesday in Newcastle & then beyond. We wish to stick to the coast mostly but are open to options hills & distance shaping these choices a bit. So apologies for the short notice and contacting you at the last minute. But we are very interested in hearing from you asap. Please call me when you get this email on 0421 921 923 as I may not see my email during the day today. We look forward to hearing from you. Roland

SmithBike the Earth Australian ContactWatermoonImpact without the footprintDesigner Objects, Spaces and Systems for connected living0421 921 923

Flax - Video - 2008-06-30 02:44

Maybe the [Gallery](#) (flash) won't work on the iPhone, but YouTube will! I have added the video to the Gallery as well.

To see all my videos, (not that many) go to [this page on YouTube](#). I think this will work as an [RSS feed for Google Reader](#). There will be more, I want more in the Gallery.

Tamer (2015-11-24 23:39:47)

- these are awesome! She is gouegors and so are these portrait! And she totally does not look like that cat is giving her ANY trouble totally casual haha!

2008 - 07

Circles - 2008-07-01 22:52

Lisa Rivas has written [a great post about my work](#). Thank you Lisa.

She found some info I wrote about doing circles as a child. Thousands of small yellow circles they were. I was about 6. Day after day I did circles and coloured them yellow. I don't colour them all the same, but I still do circles! As both images in Lisa's post show!

Some collaboration with Lisa is brewing... watch this space. Also Note that I have updated my Artists links in the sidebar.

~

Thinking about circles and the Zen of circles I got going on a few more. Did lots, saved two.



Circle
Larger Image.

Another follows:



Circle
Larger Image.

Martin Lee (2009-11-27 23:33:10)

My name is Joonseok(Martin) Lee, veterinarian, who live in Korea.

Sorry for sudden note of mine.

I just bumped into your blog during web surfing.

So beautiful works, I think I love these works. Actually, I scraped one of your works including web domain source of your blog without notice in advance, because I couldn't wait your permission. I really sorry for this kind of behavior. So, please let me know, if you do want me to undo my blogging. I will eliminate my post which includes your work, immediately. :D

Walter (2009-11-28 17:36:44)

You are most welcome Joonseok! Thank you.

Song Yongdao (2012-02-29 18:27:26)

Very nice circle! Normally brush circles that size need a thicker stroke to maintain a sense of integrity, but you really pull it off with a thin line.

Acrylics - 2008-07-02 03:03

I photographed some of my acrylic 600 x 600 paintings. Here is an Earth Cross and a detail. Following that are more. I have posted these before, but these images are better.



Earth Crosses
Larger Image.



Earth Crosses
Larger Image.

svgallery=2008-07-02-painting

mike harvey (2008-08-06 21:18:07)

Oh yeah! I love them too.the shafts of colour, the textures.Very spacy. Energetic. Peaceful in the distant empty spaces. I can walk in them. Very tactile for me. Strangely warm even in the darkness. I like the contrast of immediate vibrance, the sudden direct yellow fingering the planetary edges.


Walter (2008-08-07 00:09:36)

Thanks Mike! You spur me on.

Circles - and a square - 2008-07-05 02:38

svgallery=2008-07-01-circles

Earth Cross II b - 2008-07-05 22:26



Larger
Earth Cross II b

This one has never had a proper post. It is in the [Gallery](#) and I have [posted it with a border](#) but I wanted to locate it and had trouble (the one with the border has a different name). So here it is, "Earth Cross II b" sketched on 17 December '07

This is the one I used as a reference for an Acrylic, though it looks quite different. (posted below).



Leaves
Earth Cross II - Acrylic on canvas - 600 x 600 mm

Painting - 2008-07-08 00:07

I worked today on a painting I began in January this year, and vitalised it a bit. Wondering where to go with it now.

A photo plus two options follow.

svgallery=2008-07-08-painting

Jan (2008-07-16 11:58:26)

I'm loving your new blog so I've awarded you as a brilliant blogger. Check my blog to see what happens next.

Walter (2008-07-16 12:44:20)

Thanks Jan! I have been following your work too and most impressed. Great to see your posts on Eric's blog too.

Love your printing adventures! Overprints, hand press, great stuff. Do you do digital printing at all?

I will do the Brilliant tag thing too. Watch my blog!

Jan (2008-07-16 17:06:11)

Digital prints... no not really. I dabble about a decade ago and now I don't have a printer I'd be happy to use. But I do have a wacom tablet now, so I guess a good printer is next.

Jing Presentation - 2008-07-16 00:22

[Jing Presentation](#)

Interesting Flash Technology. I want to put it to better use!

Brilliant Bloggers! Some fine images. - 2008-07-18 00:02

Thank you [Jan](#) for putting me on your Brilliante Weblog list. Much appreciated. What I like about it is firstly that it gets me to look at the others you nominated! Some brilliant people indeed, honoured to be on the same list. Secondly it motivates me to evaluate some blogs I like, have another look, revise my Blogroll.



The rules of accepting are as follows:

- 1) Put the logo on your blog**
- 2) Add a link to the person who awarded you.**
- 3) Nominate at least 7 other blogs.**
- 4) Add links to those blogs on yours.**
- 5) Leave a message for your nominees on their blogs.**

So here are mine...

Two from **Jared Shear** who is a prolific and talented painter. His one-a-day paintings of Cougar Peak for a whole year, blogged on [Cougar peak-a-Boo](#) are an incredible testament to the environment.

His more general Blog [Terra Peer](#) is worth a good look.

Next is [Janey's Journey](#) because she can do super simple sketches with fantastic flair. I am always inspired.

[PrashArt](#) is a master of line & wash. [Open this full size image for example.](#)
Simplicity and serenity.

I have been watching [Helen Nehill](#)'s creative stuff on flickr - sort of a blogger, and a creator of Zines.

[Elizabeth Love, New Zealand](#) Colour, texture and composition. And a friend of the [Agantighe](#).

Seventh: [Lisa Rivas, Flying Colours](#). I am mentioning Lisa even though she already has the BW award. She is a great blogger, and does digital work - there is the connection.

I am following on with images from the blogs all of the blogs mentioned. Click on the images to go to their blogs. I hope that is ok by the bloggers, let me know if not & I will remove.

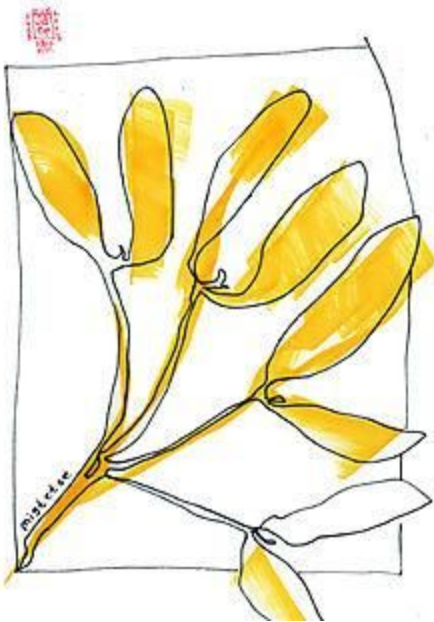
First one from **Jan**, who tagged me:



Jared Shear:



Janey:



Prash:



Helen Nehill:

flickr



This photo is no longer available

Elizabeth Love



Lisa Rivas

x

This one is: "Branches"

â€¢ watercolor, digital, printed on ricepaper and mounted on canvas
â€¢ 10" x 10" â€¢ Lisa Rivas Â© 2007

Mark Tobey, 1890-1976 - 2008-07-18 02:10

Monday, May 10, 1976, Robert Hughes wrote an obituary in TIME of Mark Tobey [Incarnations of Tobey TIME](#)

By the '50s, a stereotype of Tobey had emerged, and it was to affect his reputation in American art: the sage of the Pacific Northwest, perched on a misty crag, making exquisitely obscure calligraphic doodles. Tobey had worked for a year in China. At that time it was hardly possible for a painter to have done this without being regarded, in some circles, as a perambulating bodhisattva.


I am posting to [pursue a thread](#). The relationship between calligraphy and modern art. It is there everywhere once you look. The action painters, like Franz Klein, [Max Gimblett](#), Pollock. I will keep at it.

[More here](#), and here is a good site: [MARK TOBEY, American artist 1890-1976, Page by Arthur Lyon Dahl](#) It has paintings as well as this photo of him:



[Bridgeman Art Library - Image Search](#)

Good sample - small images.



Art & Belief
Amazon

That is one of about three Tobey books I just bought online! Through Amazon but dirt cheap from secondhand shops.

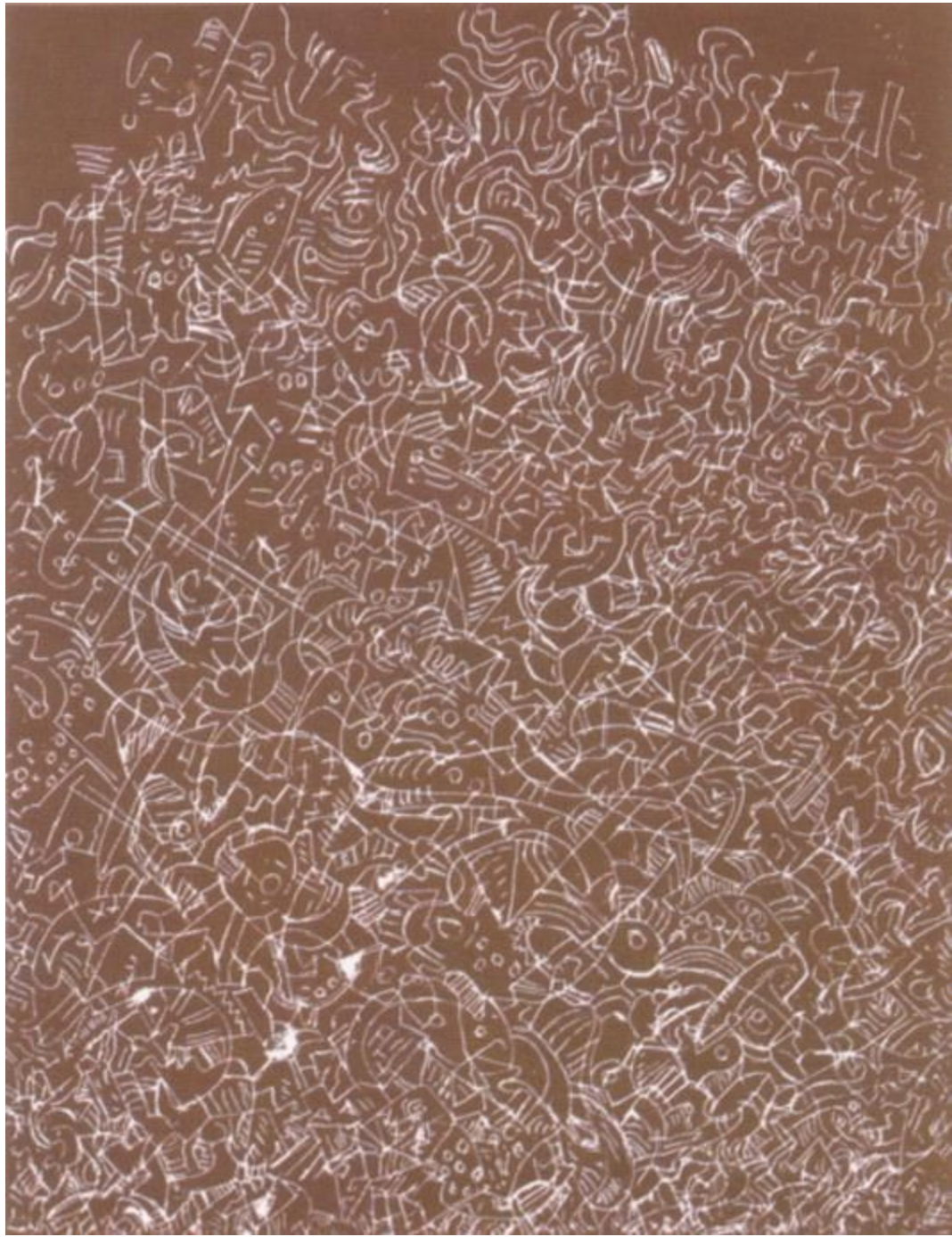
They will take months to get here, I may be over Toby by then, but I doubt it.

More text & images by Mark Tobey follow.

[Mark Tobey](#)

Widely recognized throughout the United States and Europe, Tobey is the most noted among the "mystical painters of the Northwest." Born in Centerville, Wisconsin, in 1890, he was senior in age and experience and had a strong influence on the others. Friend and mentor, Tobey shared their interest in philosophy and Eastern religions. Tobey had become a member of the Bahai World Faith in 1918, and in 1934 had spent a month in a monastery while visiting China and Japan. His noted "white writing" style of painting evolved from his study of Asian calligraphy during this visit.

As a youth, he studied art for a brief period at the Art Institute of Chicago, but like the others, he was largely self-taught. Throughout his career, he experienced with various styles, themes, and media. Tobey's paintings celebrating the vibrancy of life in crowded cities are charged with electrical energy. His works vary in form, texture, and color, challenging any attempt to be categorized into a particular style of painting.





x

x

x

Walter Logeman: Art › Podcast - Art & Nature (2008-08-01 00:45:43)

[...] A podcast about art & nature, mostly a personal rumination on a theme, just my need to think out loud. Art, my art, Jackson Pollock, Mark Tobey. [...]

Ian Boyden - Artist - 2008-07-18 12:58

More on the calligraphy theme...

[Boyden](#)

Ian Boyden's fascination with materials, industrial processes, text and the calligraphic line led him to China where he studied history and the practice of Chinese calligraphy, painting and bookmaking with masters of those arts. He worked for Walla Walla Foundry where he learned to cast, weld and chase bronze, and in Portland with Kathy Kuehn at Salient Seedling Press to learn letterpress printing and a variety of bindings. He founded Crab Quill Press to produce limited-edition, fine press artist books and in 1998, moved the Press to Walla Walla where he also works as the director of the Sheehan Art Gallery at Whitman College.

[Davidson Gallery Exhibit](#)

[Foundry Gallery Exhibit](#)

[Crab Quill Press](#)

x


[Augen - Ian Boyden](#)

Good selection (Most are in the other linked sites too.)

[Intaglio Printmaking - Wikipedia](#)

Beautiful books! Images follow. You can only see them if you see the post rather than a whole list of posts. I only show my own in that way.

x





Strength I
Larger Image.



Strength II
Larger Image.

These two are the result of a few hours of distracting myself from all the chores! I just clicked away cropping and filtering snippets from some earlier sketches. I did that a lot years ago, most of my work now is not created by clicking, but by gestures on the Tablet PC screen. Still it can be fun, and my hand is there in the original shapes.

Images - 2008-07-27 18:45

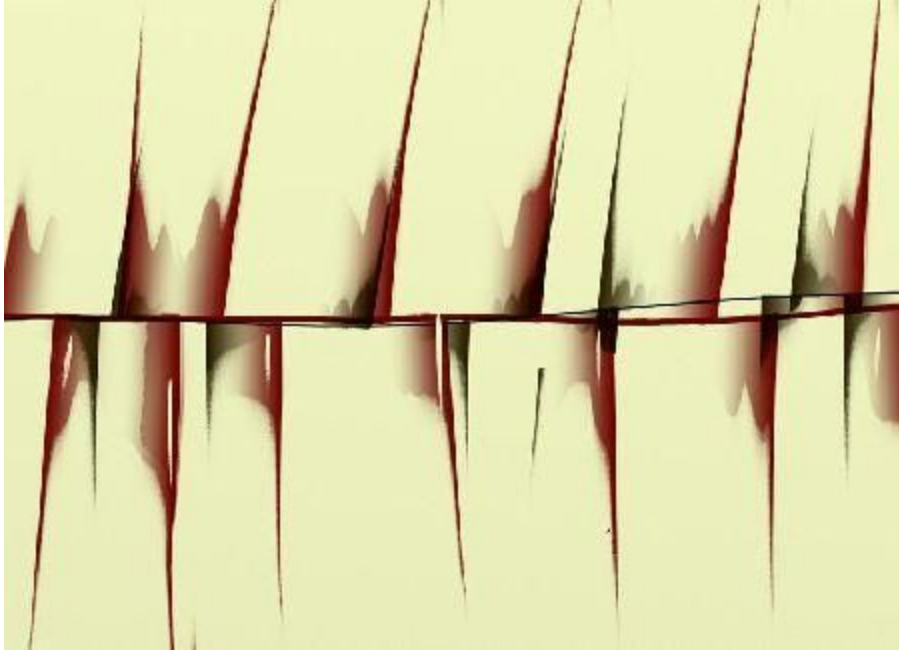
I am quietly making images, persisting. I find it hard to post them as they seem not to be part of a project. They are floaters, play things and they don't fully grab me. But this blog is not my gallery, not an exhibition, more like a studio. I want to play, learn experiment. Images follow.



Self
Larger Image.

Persist - 2008-07-27 20:21

[Becc](#) wanted me to print [#0549 Persist](#) from the Thousand Sketches. I have but first did a bit more work on it. It now looks thus, not that different but livelier!




Persist
Larger Image.

While I was at it I did some more:



Babboo
Larger Image.



Grass
[Larger Image.](#)

mike harvey (2008-08-06 20:53:38)
Walter, I don't know where all this stuff erupts from in you but its a hell of a buzz for me. Thanks, Mike.

Hybrid Leaves - 2008-07-27 20:29



Leaves

[Larger Image.](#)

I made some acrylics. Here is one where I liked something in the image. This one is a WIP 8 x 8 inches on board. The photo above is probably slightly more contrasty than the original. The next one, I worked on the digital image, not with filters but by adding brush strokes in ArtRage 2.5 A prelude to fiddling with the original?



Leaves
Larger Image.

This image is available printed in a limited edition. It is available exclusively on [Felt](#), a New Zealand Art & Craft website.

x

Lisa Rivas (2008-08-02 02:23:19)

There's something here... a blast from nature. Could it be a warning of an embrace?
I like the more contrasted one.

I got your prints: "Grain" and "Red" they are stunning! Beautiful paper, rich colors and very well packed
Thank you Walter...

Richard Adams at the Arthouse - 2008-07-27 20:52

I was inspired by a visit today to the Arthouse, [Richard Adams exhibit](#).

Image follows:




Podcast - Art & Nature - 2008-07-31 17:09

A podcast about art & nature, mostly a personal rumination on a theme, just my need to think out loud. Art, my art, [Jackson Pollock](#), [Mark Tobey](#).



[Psyberspace Podcast 2008-07-31](#)

Led to me making a digital image (I would like to do paintings along this line).



Horizon
Larger Image.

Walter Logeman: Art › Thanks Lisa Rivas! (2008-09-10 01:28:54)

[...] of one sort and another this year - one is still going at OurCity Otautahi. But it is a month or so since I posted an image, and that is the longest time. I am not dreaming art every night. I have no more plans for [...]

Ryan (2015-11-25 01:14:11)

I've gotten waxed down there myself a few times, and let me just say - it's not that bad. The first couple of times, it's HORRIBLE. But the more you get it, the less it hurts, and the more comfortable you are with a complete stranger seeing your bizz XP

2008 - 08

Doing a bit of social networking - 2008-08-12 01:34



INVITATION - to the opening - 2008-08-12 02:44

I will have prints in the Felt Exhibition organised by Lucy Arnold of "Board of Design" (details below).

You are invited to the opening of "like something different", an exhibition of inspirational Christchurch makers exploring the business of craft.

5.30 - 7.30pm Monday 18 August

Gallery 3, Our City O-Tautahi, cnr. Oxford Terrace and Worcester Boulevard

you are invited to the opening of

like something different.

an exhibition of inspirational Christchurch makers exploring the business of craft



5.30 – 7.30pm Monday 18 August 2008

Gallery 3, Our City O-Tautahi

Cnr. Oxford Terrace and Worcester Boulevard; Monday to Saturday 10am to 4pm



There will also be a [Craft Day - 23 August](#) details coming up.

~

Lucy's details:

Board of Design

Graphic Design & Illustration

Level 2 • 34 New Regent Street • PO Box 1679 • Christchurch • New Zealand

Ph. +64 3 379 9860 • Cell 021 2525 789 • Fax +64 3 379 9868

lucy@bod.co.nz • <http://www.bod.co.nz>

Walter Logeman: Art › I am a featured seller on Felt - check it out. (2008-08-14 00:03:40)

[...] In this moment... My Art Blog Skip to content HomeAbout my Art BlogBuy a Print < INVITATION - to the opening [...]

Lisa Rivas (2008-08-19 03:05:51)

I want to go! A wonderful invite...

Best to you at the exhibit and more :)

Walter Logeman: Art › Thanks Lisa Rivas! (2008-09-10 01:21:39)

[...] last year. I have had three exhibitions of one sort and another this year - one is still going at OurCity Otautahi. But it is a month or so since I posted an image, and that is the longest time. I am not dreaming [...]

I am a featured seller on Felt - check it out. - 2008-08-14 00:03

[Felt](#)

x

I am now updating & editing what is for sale there... this will tie in with what I am preparing for the [Felt exhibition](#) coming up!

Lisa Rivas (2008-08-19 03:03:16)

Congratulations Walter for "the feature", I went and checked it out. Felt is a wonderful, versatile site!

Also I have hearted you for an award, it is awaiting for you at my blog.

You should make some hearts, since you deal with things of the soul!


Best to you always :)

Walter (2008-08-19 19:20:39)

Thanks Lisa! Hearts coming up.

[Jasper Johns - 2008-08-17 22:18](#)

I am reading, or rather just treasuring [a book about Jasper Johns' "Grey"](#) - tied in with this - [exhibition in Chicago](#)



Now doing my usual netscan and blogging.

[Wikipedia](#)

[Here is a readable essay, from the New York Times](#), it concludes:

Unlike so many contemporary artists producing in today's overheated art market, Mr. Johns relies neither on dozens of assistants nor a computer to make his creations. He executes his work by hand. "It's a different art world from the one I grew up in," he said, relaxing in his living room in a pair of khaki shorts, a light blue shirt and sandals. "Artists today know more. They are aware of the market more than they once were. There seems to be something in the air that art is commerce itself.

"I haven't really been a part of it, although I'm sure in some way I am. It just doesn't interest me."

Asked what influence he feels he may have had on those young artists, Mr. Johns paused. "To me," he said, "self-description is a calamity."

Images follow:

from [metmuseum](#)

x

x

Happy Birthday! - 2008-08-26 12:00

Yes it is my birthday.

Testing the post into the future option!

Walter (2008-08-26 17:25:49)
HA! Future posting worked!

Anitak (2008-08-27 00:37:53)
Happy birthday from ther side of the earth, from Helsinki, Finland.

Anita

Walter (2008-08-27 03:08:42)
Hey thanks!

Lisa Rivas (2008-08-28 14:06:08)
Happy Birthday Walter!
and many more...
...so you can keep on drawing happy yellow circles :)

Walter (2008-08-28 16:45:11)

:-) :-) :-) :-) :-) :-)

2008 - 09

Thanks Lisa Rivas! - 2008-09-10 01:18

I am going through the calmest time in my art binge since the seizure [began](#) more than two years ago. I did the [Thousand Sketches](#) in one year and continued to make digital sketches and do some real-media work in the last year. I have had three exhibitions of one sort and another this year - one is still going at [OurCity Otautahi](#). But it is a month or so [since I posted an image](#), and that is the longest time. I am not dreaming art every night. I have no more plans for workshops or shows this year, and am enjoying being focused in my [psychotherapy work](#). Calm. Before a storm? I doubt it, not this year anyway, I am in recovery mode from having been invaded by enthusiasm!

So this is a very belated thank you post.

On my mind for a while is the delight in getting "[I love your blog](#)" award from [Lisa Rivas](#), whose work I love! This is what an **I love your blog** award looks like. See image below.

Prompted by that viral award I decided to do some heart art as well. I'll put it in the next post, and I will also send out a few I LOVE YOUR BLOG awards. I will post a list when I have seven & I get time to really suss out some great art blogs I know.



Open Heart - 2008-09-10 02:30



Open Heart
Larger Image.

Feel free to post this image anywhere you think it may belong. I'd like a link back of course.

[Not a storm - 2008-09-10 03:03](#)

No, I am not really back into full flight, but here is a wallpaper style go.



Florence2
Larger Image.

Juan (2015-11-25 00:46:30)
You put the lime in the counoct and drink the article up.

Photo via phone - 2008-09-11 01:54

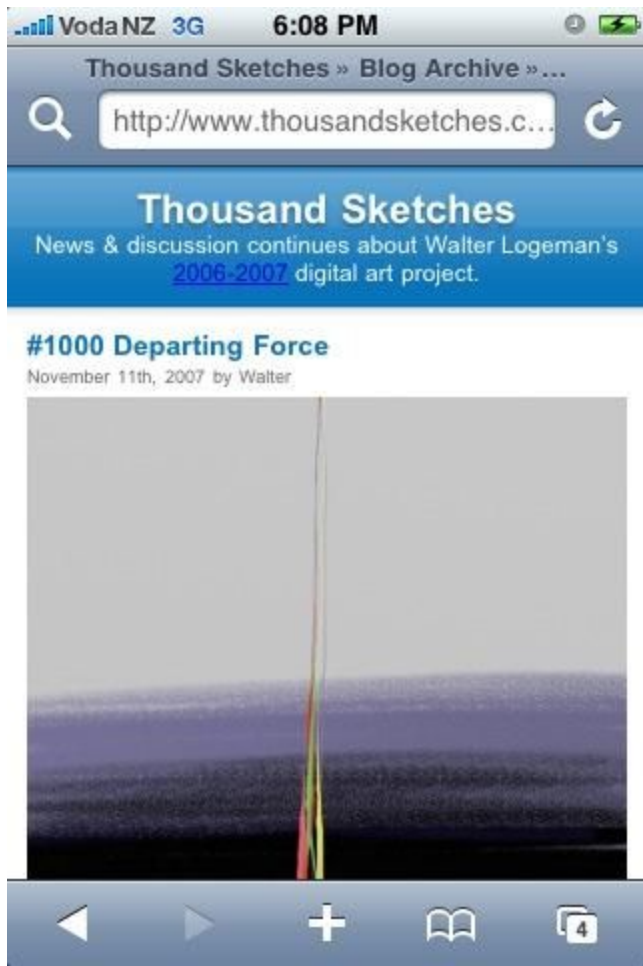


[iPhone sketches - 2008-09-17 02:33](#)

I am enjoying the touch screen to make sketches. Here are a few, already uploaded to flickr. One thing about these small screens they are touch enabled! They can do stuff the PC can't do so well unless you have a tablet PC. I have tried three apps so far & they are each delightful in their own way! Having used different apps (!) on my tablet it is amazing how different tools warm me up to different things. **Free app: DoodleIt**

[I have just made this blog iPhone friendly - 2008-09-19 19:39](#)

This blog & [Thousand Sketches](#) are now really easy to see on the iphone. I used a plugin: [iWPhone](#) Here is how Thousand Sketches looks on the phone:



Here is one of this blog, with a bit of a time shift it shows this very post!



Rosa (2015-11-25 00:03:21)

Can never get enough Day of the Dead phtoos and commentary. Please pots anything you have!! Love your phtoos! Someone asked me if it was a school holiday. Is it? How many days?

Usability beats tech quality on Flickr - 2008-09-21 22:11

x

This proves a point that products not only need to be able to do what they are meant to do, but they should make it a pleasure, intuitive & fun.

Pink: iPhone

Yellow: Nokia 95

iSketches - 2008-09-22 00:47



And there are more, and more coming.
[They are all in a set on flickr](#)

2008 - 11

Net Works - 2008-11-02 15:48

I have been working on the iPhone making images for a while now. There is a swag of them on [Flickr](#). It is fascinating how different apps (and I think I have them all!) lead me to create different styles. Here are two that I spotted today that I can imagine in a larger series, I am not sure how I made them now, I don't think the "series" would be dependant on the methods used anyway.





Glass Houses - 2008-11-02 16:09

There are also some others I group, partly because of their stone tones, also because of the shapes. Distinctive iPhone finger painting. I came up with the name glass houses, linking the stones and the finger pointing.

svgallery=2008-11-02-glass

Diana Meredith - digital artist - 2008-11-09 16:38


I am pleased to have found [Diana's blog](#). Some fine digital art.

[She talks of going from Digital to analog](#). A process that has me stopped in my tracks right now!

Quotes & Image follow

I have been working in digital for about 15 years now. When I came to Photoshop 3, I immediately took to it as a place to mix photography and the painted/drawn image. Probably the single most attractive quality in Photoshop was the possibilities that layering offered. I didn't have a lot of experience with analog painting, just a little bit working with acrylics and gouache. Most of my analog art making has been very three dimensional: clay, papier-mâché and plastic sculpture with some fiber work thrown in. But as I have kept going with digital, I keep returning to aspects of analog image making. I find that I always bring useful learning back to digital from these analog journeys.

I am impressed with the look of the wild prints.



Sacred Places - Dorothy Simpson Krause - 2008-11-09 16:53

[Website](#) Beautiful Images

I have a book she co authored I just realised, and have blogged about her work before. Found these, and am blogging again! Must be a sign to get on with something adventurous!

Images follow





Finger painting - 2008-11-22 01:08

Here is another Gallery of images from the iPhone... iPhone users can't see them! I use flash here for this. However they are [here on flickr](#)

svgallery=2008-11-22-iPhone-flowers

Martha Marshall (2009-01-04 02:34:35)

Walter, thank you for introducing yourself on my blog. Visiting here is a wonderful discovery. Your work is just fabulous and I love what you're doing with it.

Don't be a stranger!

More iSketches - 2008-11-22 12:02



Quite a few more & more coming, but see them here:

[In the flickr set.](#)

BlogBook v1.0,
L^AT_EX 2_ε & GNU/Linux.
<https://www.blogbooker.com>

Edited: January 07, 2018